


Thomas Cook (India) Ltd.  
A Wing, 11th Floor, Marathon Futurex  
N. M. Joshi Marg, Lower Parel  
Mumbai 400 013  
Board No.: +91-22-4242 7000



A FAIRFAX Company

14th April, 2016

The Manager,  
Listing Department  
**BSE Limited**  
Phiroze Jeejeebhoy Towers  
Dalal Street  
Mumbai – 400 001  
**Scrip Code: 500413**  
**NCCPRS Scrip Code: 715022**  
**NCD Scrip Code: 949099, 952673, 952674, 952675**

Fax No.: 2272 2037/39/41/61

Dear Sir/ Madam,

**Sub: Compliance as per Regulation 31(1)(b) of SEBI (Listing Obligations and Disclosure Requirements) Regulation, 2015.**

Please find enclosed, the Shareholding Pattern of the Company as per Regulation 31(1)(b) of SEBI (Listing Obligations and Disclosure Requirements) Regulation, 2015 in the prescribed format for the quarter ended 31st March, 2016.

Kindly acknowledge receipt.

Thank you,

Yours faithfully,  
for Thomas Cook (India) Limited

A handwritten signature in black ink, appearing to read 'A. J. Parekh', is written over a horizontal line.

**Amit J. Parekh**  
Company Secretary and Compliance Officer

Encl.: a/a

Holidays | Foreign Exchange | Business Travel | Visas | Insurance

Corporate Office : A Wing, 11th Floor, Marathon Futurex, N. M. Joshi Marg, Lower Parel, Mumbai - 400 013.

Registered Office : Thomas Cook Building, Dr. D. N. Road, Fort, Mumbai - 400 001.

Email id: enquiry@in.thomascook.com CIN No.: L63040MH1978PLC020717

www.thomascook.in

## Format of holding of specified securities

- 1 Name of Listed Entity: **Thomas Cook (India) Limited**
- 2 Scrip Code : **500413** / Name of Scrip : **THOMASCOOK** / Class of Security : **Equity**
- 3 Share Holding Pattern Filed under: Reg. Reg. 31(1)(b)
  - a. If under 31(1)(b) then indicate the report for Quarter ending **31st March, 2016**
- 4 **Declaration:** The Listed entity is required to submit the following declaration to the extent of submission of information:-

Particulars	Yes*	No*
1 Whether the Listed Entity has issued any partly paid up shares?		No
2 Whether the Listed Entity has issued any Convertible Securities or Warrants?		No
3 Whether the Listed Entity has any shares against which depository receipts are issued?		No
4 Whether the Listed Entity has any shares in locked-in?	Yes	
5 Whether any shares held by promoters are pledge or otherwise encumbered?		No

\* If the Listed Entity selects the option 'No' for the questions above, the columns for the partly paid up shares, Outstanding Convertible Securities/Warrants, depository receipts, locked-in shares, No of shares pledged or otherwise encumbered by promoters, as applicable, shall not be displayed at the time of dissemination on the Stock Exchange website. Also wherever there is 'No' declared by Listed Entity in above table the values will be considered as 'Zero' by default on submission of the format of holding of specified securities.

- 5 The tabular format for disclosure of holding of specified securities is as follows:-



Table I - Summary Statement holding of specified securities

Category	Category of shareholder	Nos. of shareholders	No. of fully paid up equity shares held	No. of Partly paid-up equity shares held	No. of shares underlying Depository Receipts	Total nos. shares held	Shareholding as a % of total no. of shares (calculated as per SCRR, 1957)	Number of Voting Rights held in each class of securities			No. of Shares Underlying Outstanding convertible securities (including Warrants)	Shareholding, as a % assuming full conversion of convertible securities ( as a percentage of diluted share capital)	Number of Locked in shares		Number of Shares pledged or otherwise encumbered		Number of equity shares held in dematerialized form		
								(IX)					(X)	(XI) = (VII)+(X) As a % of (A+B+C2)	(XII)			(XIII)	
								No of Voting Rights		Total as a % of (A+B+C)					No.	As a % of total Shares held		No.	As a % of total Shares held
(I)	(II)	(III)	(IV)	(V)	(VI)	(VII) = (IV)+(V)+(VI)	(VIII) As a % of (A+B+C2)	(IX)	Class eg:y	Total	(X)	(XI) = (VII)+(X) As a % of (A+B+C2)	(a)	(b)	(a)	(b)	(XIV)		
(A)	Promoter & Promoter Group	1	248153725	0	0	248153725	67.82	248153725	0	248153725	67.82	0	67.82	248153725	100.00	0	0.00	248153725	
(B)	Public	48806	117726504	0	0	117726504	32.18	117726504	0	117726504	32.18	0	32.18	0	0.00	NA	NA	114420294	
(C)	Non Promoter- Non Public	0	0	0	0	0	0.00	0	0	0	0.00	0	0.00	0	0.00	NA	NA	0	
(C1)	Shares underlying DRs	0	0	0	0	0	NA	0	0	0	0.00	0	0.00	0	0.00	NA	NA	0	
(C2)	Shares held by Employee Trusts	0	0	0	0	0	0.00	0	0	0	0.00	0	0.00	0	0.00	NA	NA	0	
	Total	48807	365880229	0	0	365880229	100.00	365880229	0.00	365880229	100.00	0	100.00	248153725	67.82	0	0.00	362574019	



Table II - Statement showing shareholding pattern of the Promoter and Promoter Group

Category & Name of the Shareholders	PAN	No. of shareholder	No. of fully paid up equity shares held	Partly paid-up equity shares held	Nos. of shares underlying Depository Receipts	Total nos. shares held	Shareholding % calculated as per SCRR, 1957	Number of Voting Rights held in each class of securities			No. of Shares Underlying Outstanding convertible securities (including Warrants)	Shareholding, as a % assuming full conversion of convertible securities ( as a percentage of diluted share capital)	Number of Locked in shares		Number of Shares pledged or otherwise encumbered		Number of equity shares held in dematerialized form		
								(IX)					(X)	(XI) = (VII)+(X) as a % of A+B+C2	(XII)			(XIII)	
								No of Voting Rights							Total as a % of Total Voting rights	No.		As a % of total Shares held	No.
(I)	(II)	(III)	(IV)	(V)	(VI)	(VII = IV+V+VI)	As a % of (A+B+C2) (VIII)	Class Equity	Class NA	Total	(a)	(b)	(a)	(b)			(XIV)		
(1) Indian			0	0	0	0	0.00												
(a) Individuals/Hindu undivided Family			0	0	0	0	0.00												
(b) Central Government/ State Government(s)			0	0	0	0	0.00												
(c) Financial institutions/ Banks			0	0	0	0	0.00												
(d) Any Other (specify)			0	0	0	0	0.00												
(i) Bodies Corporate																			
Sub-Total (A)(1)			0	0	0	0	0.00												
(2) Foreign																			
(a) Individuals (Non-Resident Individuals/ Foreign Individuals)			0	0	0	0	0.00												
(b) Government			0	0	0	0	0.00												
(c) Institutions			0	0	0	0	0.00												
(d) Foreign Portfolio Investor			0	0	0	0	0.00												
(e) Any Other (specify)																			
(i) Bodies Corporate			1	248153725	0	0	248153725	67.82	248153725	0	248153725	67.82	0	248153725	100.00	0	0	248153725	
(i) Fairbridge Capital Mauritius Limited	AABCF8345D		1	248153725	0	0	248153725	67.82	248153725	0	248153725	67.82	0	248153725	100.00	0	0	248153725	
Sub-Total (A)(2)			1	248153725	0	0	248153725	67.82	248153725	0	248153725	67.82	0	248153725	100.00	0	0	248153725	
Total Shareholding of Promoter and Promoter Group (A)= (A)(1)+(A)(2)			1	248153725	0	0	248153725	67.82	248153725	0	248153725	67.82	0	248153725	100.00	0	0	248153725	

Details of Shares which remain unclaimed may be given here along with details such as number of shareholders, outstanding shares held in demat/unclaimed suspense account, voting rights which are frozen etc.

Note:

(1) PAN would not be displayed on website of Stock Exchange(s).

(2) The term "Encumbrance" has the same meaning as assigned under regulation 28(3) of SEBI (Substantial Acquisition of Shares and Takeovers) Regulations, 2011.



Table III - Statement showing shareholding pattern of the Public shareholder

Category & Name of the Shareholders	PAN	Nos. of shareholder	No. of fully paid up equity shares held	Partly paid-up equity shares held	Nos. of shares underlying Depository Receipts	Total nos. shares held	Shareholding % calculated as per SCRR, 1957	Number of Voting Rights held in each class of securities			No. of Shares Underlying Outstanding convertible securities (including Warrants)	Total Shareholding, as a % assuming full conversion of convertible securities ( as a percentage of diluted share capital)	Number of Locked in shares		Number of Shares pledged or otherwise encumbered		Number of equity shares held in dematerialized form		
								(IX)					(X)	(XI) = (VII)+(X) as a % of A+B+C2	(XII)			(XIII)	
								Class X	Class Y	Total					No.	As a % of total Shares held		No. (not applicable)	As a % of total shares held (Not applicable)
(I)	(II)	(III)	(IV)	(V)	(VI)	(VII) = IV+V+VI	As a % of (A+B+C2) (VIII)	(IX)			(X)	(XI) = (VII)+(X) as a % of A+B+C2	(a)	(b)	(a)	(b)	(XIV)		
(1) Institutions																			
(a) Mutual Funds/UTI		54	34513017	0	0	34513017	9.43	34513017	0	34513017	9.43	0	9.43			NA	34503477		
(i) Ickl Prudential Long Term Equity Fund	AAAAI0038F	27	24046807	0	0	24046807	6.57	24046807	0	24046807	6.57	0	6.57	0	0.00	NA	24046807		
(ii) Birla Sun Life Trustee Company Private Limited A/C Birla Sun Life	AAATB0102C	7	9730285	0	0	9730285	2.66	9730285	0	9730285	2.66	0	2.66	0	0.00	NA	9730285		
(b) Venture Capital Funds		0	0	0	0	0	0.00	0	0	0	0.00	0	0.00	0	0.00	NA	0		
(c) Alternate Investment Funds		0	0	0	0	0	0.00	0	0	0	0.00	0	0.00	0	0.00	NA	0		
(d) Foreign Venture Capital Investors		0	0	0	0	0	0.00	0	0	0	0.00	0	0.00	0	0.00	NA	0		
(e) Foreign Portfolio Investors		58	27136974	0	0	27136974	7.42	27136974	0	27136974	7.42	0	7.42	0	0.00	NA	27130949		
(i) Kotak Mahindra (International) Limited	AA8CK7779G	1	4359365	0	0	4359365	1.19	4359365	0	4359365	1.19	0	1.19	0	0.00	NA	4359365		
(f) Financial Institutions/ Banks		18	53474	0	0	53474	0.01	53474	0	53474	0.01	0	0.01	0	0.00	NA	43914		
(g) Insurance Companies		1	6468994	0	0	6468994	1.77	6468994	0	6468994	1.77	0	1.77	0	0.00	NA	6468994		
(i) Ickl Prudential Life Insurance Company Ltd	AAAC17351P	1	6468994	0	0	6468994	1.77	6468994	0	6468994	1.77	0	1.77	0	0.00	NA	6468994		
(h) Provident Funds/ Pension Funds		0	0	0	0	0	0.00	0	0	0	0.00	0	0.00	0	0.00	NA	0		
(i) Any Other (specify)		0	0	0	0	0	0.00	0	0	0	0.00	0	0.00	0	0.00	NA	0		
Sub-Total (B)(1)		131	68172459	0	0	68172459	18.63	68172459	0	68172459	18.63	0	18.63	0	0.00	NA	68147334		
(2) Central Government/ State Government(s)/ President of India		0	0	0	0	0	0.00	0	0	0	0.00	0	0.00	0	0.00	NA	0		
Sub-Total (B)(2)		0	0	0	0	0	0.00	0	0	0	0.00	0	0.00	0	0.00	NA	0		
(3) Non-institutions																			
(a) Individuals -		47747	37390089	0	0	37390089	10.22	37390089	0	37390089	10.22	0	10.22	0	0.00	NA	34186537		
i. Individual shareholders holding nominal share capital up to Rs. 2 lakhs.		47742	33823101	0	0	33823101	9.24	33823101	0	33823101	9.24	0	9.24	0	0.00	NA	30619549		
ii. Individual shareholders holding nominal share capital in excess of Rs. 2 lakhs.		5	3566988	0	0	3566988	0.97	3566988	0	3566988	0.97	0	0.97	0	0.00	NA	3566988		
(b) NBFCs registered with RBI		0	0	0	0	0	0.00	0	0	0	0.00	0	0.00	0	0.00	NA	0		
(c) Employee Trusts		0	0	0	0	0	0.00	0	0	0	0.00	0	0.00	0	0.00	NA	0		
(d) Overseas Depositories (holding DRs) (balancing figure)		0	0	0	0	0	0.00	0	0	0	0.00	0	0.00	0	0.00	NA	0		
(e) Any Other (specify)		928	12163956	0	0	12163956	3.32	12163956	0	12163956	3.32	0	3.32	0	0.00	NA	12086423		
(i) Bodies Corporate		716	10099069	0	0	10099069	2.76	10099069	0	10099069	2.76	0	2.76	0	0.00	NA	10027536		
(ii) Clearing Members		190	541080	0	0	541080	0.15	541080	0	541080	0.15	0	0.15	0	0.00	NA	541080		
(iii) Limited Liability Partnership - LLP		12	1507681	0	0	1507681	0.41	1507681	0	1507681	0.41	0	0.41	0	0.00	NA	1507681		
(iv) Trusts		9	15631	0	0	15631	0.00	15631	0	15631	0.00	0	0.00	0	0.00	NA	9631		
(v) Directors & their relatives		1	495	0	0	495	0.00	495	0	495	0.00	0	0.00	0	0.00	NA	495		
Sub-Total (B)(3)		48675	49554045	0	0	49554045	13.54	49554045	0	49554045	13.54	0	13.54	0	0.00	NA	46272960		
Total Public Shareholding (B) = (B)(1)+(B)(2)+(B)(3)		48806	117726504	0	0	117726504	32.18	117726504	0	117726504	32.18	0	32.18	0	0.00	NA	114420294		

Details of the shareholders acting as persons in Concert including their Shareholding (No. and %): N.A.

Details of Shares which remain unclaimed may be given hear along with details such as number of shareholders, outstanding shares held in demat/unclaimed suspense account, voting rights which are frozen etc : 97 number of shareholders, 150377 outstanding shares, lying in the "Thomas Cook India Limited-Unclaimed Suspense Account" and the voting rights on the shares outstanding shall remain frozen till the rightful owner of such shares claims the shares

Note:

- PAN would not be displayed on website of Stock Exchange(s).
- The above format needs to be disclosed along with the name of following persons: Institutions/Non Institutions holding more than 1% of total number of shares.
- W.r.t. the information pertaining to Depository Receipts, the same may be disclosed in the respective columns to the extent information available and the balance to be disclosed as held by custodian.




Table IV - Statement showing shareholding pattern of the Non Promoter- Non Public shareholder

Category & Name of the Shareholders	PAN	No. of shareholder	No. of fully paid up equity shares held	Partly paid-up equity shares held	Nos. of shares underlying Depository Receipts	Total nos. shares held	Shareholding % calculated as per SCRR, 1957	Number of Voting Rights held in each class of securities			No. of Shares Underlying Outstanding convertible securities (including Warrants)	Total Shareholding, as a % assuming full conversion of convertible securities (as a percentage of diluted share capital)	Number of Locked in shares		Number of Shares pledged or otherwise encumbered		Number of equity shares held in dematerialized form				
								(IX)					(X)	(XI) = (VII)+(X) as a % of A+B+C2	(XII)			(XIII)		(XIV) (Not Applicable)	
								No of Voting Rights							Total as a % of Total Voting rights	No.		As a % of total Shares held	No. (not appli-cable)		As a % of total shares held [Not applicable]
								Class X	Class Y	Total											
(1) Custodian/DR Holder (a) Name of DR Holder (if available) (i) abc,.... (ii) efg,....		0	0	0	0	0	0.00	0	0	0	0.00	0	0.00	NA	NA	NA	0				
(2) Employee Benefit Trust (under SEBI (Share based Employee Benefit) Regulations, 2014) (a) Name (abc...)		0	0	0	0	0	0.00	0	0	0	0.00	0	0.00	0	NA	NA	0				
<b>Total Non-Promoter- Non Public Shareholding (C)= (C1)+(C2)</b>		0	0	0	0	0	0.00	0	0	0	0.00	0	0.00	NA	NA	NA	0				

**Note**  
 (1) PAN would not be displayed on website of Stock Exchange(s).  
 (2) The above format needs to disclose name of all holders holding more than 1% of total number of shares  
 (3) W.r.t. the information pertaining to Depository Receipts, the same may be disclosed in the respective columns to the extent information available.




Table I - Summary Statement holding of specified securities

Category	Category of shareholder	Nos. of shareholders	No. of fully paid up equity shares held	No. of Partly paid-up equity shares held	No. of shares underlying Depository Receipts	Total nos. shares held	Shareholding as a % of total no. of shares (calculated as per SCRR, 1957)	Number of Voting Rights held in each class of securities			No. of Shares Underlying Outstanding convertible securities (including Warrants)	Shareholding , as a % assuming full conversion of convertible securities ( as a percentage of diluted share capital)	Number of Locked in shares		Number of Shares pledged or otherwise encumbered		Number of equity shares held in dematerialized form		
								(IX)					(X)	(XI)= (VII)+(X) As a % of (A+B+C2)	(XII)			(XIII)	
								No of Voting Rights		Total as a % of (A+B+C)					No.	As a % of total Shares held		No.	As a % of total Shares held
(IX)	Class eg:y	Total	(a)	(b)	(a)	(b)													
(A)	Promoter & Promoter Group	1	248153725	0	0	248153725	67.82	248153725	0	248153725	67.82	0	67.82	248153725	100.00	0	0.00	248153725	
(B)	Public	48806	117726504	0	0	117726504	32.18	117726504	0	117726504	32.18	0	32.18	0	0.00	NA	NA	114420294	
(C)	Non Promoter- Non Public	0	0	0	0	0	0.00	0	0	0	0.00	0	0.00	0	0.00	NA	NA	0	
(C1)	Shares underlying DRs	0	0	0	0	0	NA	0	0	0	0.00	0	0.00	0	0.00	NA	NA	0	
(C2)	Shares held by Employee Trusts	0	0	0	0	0	0.00	0	0	0	0.00	0	0.00	0	0.00	NA	NA	0	
	Total	48807	365880229	0	0	365880229	100.00	365880229	0.00	365880229	100.00	0	100.00	248153725	67.82	0	0.00	362574019	

Table II - Statement showing shareholding pattern of the Promoter and Promoter Group

	Category & Name of the Shareholders	PAN	No. of shareholder	No. of fully paid up equity shares held	Partly paid-up equity shares held	Nos. of shares underlying Depository Receipts	Total nos. shares held	Shareholding % calculated as per SCRR, 1957	Number of Voting Rights held in each class of securities			No. of Shares Underlying Outstanding convertible securities (including Warrants)	Shareholding, as a % assuming full conversion of convertible securities ( as a percentage of diluted share capital)	Number of Locked in shares		Number of Shares pledged or otherwise encumbered		Number of equity shares held in dematerialized form (XIV)			
									(IX)					(X)	(XI) = (VII)+(X) as a % of A+B+C2	(XII)			(XIII)		
									No of Voting Rights							Total as a % of Total Voting rights	No.		As a % of total Shares held	No.	As a % of total shares held
									Class Equity	Class NA	Total										
(1)	<b>Indian</b>			0	0	0	0	0.00	0	0	0	0.00	0	0.00	0	0.00	0	0.00			
(a)	Individuals/Hindu undivided Family			0	0	0	0	0.00	0	0	0	0.00	0	0.00	0	0.00	0	0.00			
(b)	Central Government/ State Government(s)			0	0	0	0	0.00	0	0	0	0.00	0	0.00	0	0.00	0	0.00			
(c)	Financial Institutions/ Banks			0	0	0	0	0.00	0	0	0	0.00	0	0.00	0	0.00	0	0.00			
(d)	Any Other (specify)			0	0	0	0	0.00	0	0	0	0.00	0	0.00	0	0.00	0	0.00			
(i)	Bodies Corporate																				
	<b>Sub-Total (A)(1)</b>			<b>0</b>	<b>0</b>	<b>0</b>	<b>0</b>	<b>0.00</b>	<b>0</b>	<b>0</b>	<b>0</b>	<b>0.00</b>	<b>0</b>	<b>0.00</b>	<b>0</b>	<b>0.00</b>	<b>0</b>	<b>0.00</b>			
(2)	<b>Foreign</b>																				
(a)	Individuals (Non-Resident Individuals/ Foreign Individuals)			0	0	0	0	0.00	0	0	0	0.00	0	0.00	0	0.00	0	0.00			
(b)	Government			0	0	0	0	0.00	0	0	0	0.00	0	0.00	0	0.00	0	0.00			
(c)	Institutions			0	0	0	0	0.00	0	0	0	0.00	0	0.00	0	0.00	0	0.00			
(d)	Foreign Portfolio Investor			0	0	0	0	0.00	0	0	0	0.00	0	0.00	0	0.00	0	0.00			
(e)	Any Other (specify)											0.00						0			
(i)	Bodies Corporate			1	248153725	0	248153725	67.82	248153725	0	248153725	67.82	0	67.82	248153725	100.00	0	0	248153725		
	(i) Fairbridge Capital Mauritius Limited	AABCF8345D		1	248153725	0	248153725	67.82	248153725	0	248153725	67.82	0	67.82	248153725	100.00	0	0.00	248153725		
	<b>Sub-Total (A)(2)</b>			<b>1</b>	<b>248153725</b>	<b>0</b>	<b>248153725</b>	<b>67.82</b>	<b>248153725</b>	<b>0</b>	<b>248153725</b>	<b>67.82</b>	<b>0</b>	<b>67.82</b>	<b>248153725</b>	<b>100.00</b>	<b>0</b>	<b>0.00</b>	<b>248153725</b>		
	<b>Total Shareholding of Promoter and Promoter Group (A)= (A)(1)+(A)(2)</b>			<b>1</b>	<b>248153725</b>	<b>0</b>	<b>248153725</b>	<b>67.82</b>	<b>248153725</b>	<b>0</b>	<b>248153725</b>	<b>67.82</b>	<b>0</b>	<b>67.82</b>	<b>248153725</b>	<b>100.00</b>	<b>0</b>	<b>0.00</b>	<b>248153725</b>		

Details of Shares which remain unclaimed may be given hear along with details such as number of shareholders, outstanding shares held in demat/unclaimed suspense account, voting rights which are frozen etc.

**Note:**

- (1) PAN would not be displayed on website of Stock Exchange(s).
- (2) The term "Encumbrance" has the same meaning as assigned under regulation 28(3) of SEBI (Substantial Acquisition of Shares and Takeovers) Regulations, 2011.



Table III - Statement showing shareholding pattern of the Public shareholder

Category & Name of the Shareholders	PAN	Nos. of shareholder	No. of fully paid up equity shares held	Partly paid-up equity shares held	Nos. of shares underlying Depository Receipts	Total nos. shares held	Shareholding % calculated as per SCRR, 1957	Number of Voting Rights held in each class of securities			No. of Shares Underlying Outstanding convertible securities (including Warrants)	Total Shareholding, as a % assuming full conversion of convertible securities (as a percentage of diluted share capital)	Number of Locked in shares		Number of Shares pledged or otherwise encumbered		Number of equity shares held in dematerialized form		
								(IX)					(X)	(XI) = (VII)+(X) as a % of A+B+C2	(XII)			(XIII)	
								No of Voting Rights		Total as a % of Total Voting rights					No.	As a % of total Shares held		No. (not applicable)	As a % of total shares held (Not applicable)
(I)	(II)	(III)	(IV)	(V)	(VI)	(VII = IV+V+VI)	As a % of (A+B+C2) (VIII)	Class X	Class Y	Total	(X)	(XI) = (VII)+(X) as a % of A+B+C2	(a)	(b)	(a)	(b)	(XIV)		
(1) <b>Institutions</b>																			
(a) <b>Mutual Funds/UTI</b>		54	34513017	0	0	34513017	9.43	34513017	0	34513017	9.43	9.43			NA		34503477		
(i) Icici Prudential Long Term Equity Fund	AAAAI0038F	27	24046807	0	0	24046807	6.57	24046807	0	24046807	6.57	6.57	0	0.00	NA		24046807		
(ii) Birla Sun Life Trustee Company Private Limited A/C Birla Sun Life	AAATB0102C	7	9730285	0	0	9730285	2.66	9730285	0	9730285	2.66	2.66	0	0.00	NA		9730285		
(b) <b>Venture Capital Funds</b>		0	0	0	0	0	0.00	0	0	0	0.00	0.00	0	0.00	NA		0		
(c) <b>Alternate Investment Funds</b>		0	0	0	0	0	0.00	0	0	0	0.00	0.00	0	0.00	NA		0		
(d) <b>Foreign Venture Capital Investors</b>		0	0	0	0	0	0.00	0	0	0	0.00	0.00	0	0.00	NA		0		
(e) <b>Foreign Portfolio Investors</b>		58	27136974	0	0	27136974	7.42	27136974	0	27136974	7.42	7.42	0	0.00	NA		27130949		
(i) Kotak Mahindra (International) Limited	AABCK7779G	1	4359365	0	0	4359365	1.19	4359365	0	4359365	1.19	1.19	0	0.00	NA		4359365		
(f) <b>Financial Institutions/ Banks</b>		18	53474	0	0	53474	0.01	53474	0	53474	0.01	0.01	0	0.00	NA		43914		
(g) <b>Insurance Companies</b>		1	6468994	0	0	6468994	1.77	6468994	0	6468994	1.77	1.77	0	0.00	NA		6468994		
(i) Icici Prudential Life Insurance Company Ltd	AAACI7351P	1	6468994	0	0	6468994	1.77	6468994	0	6468994	1.77	1.77	0	0.00	NA		6468994		
(h) <b>Provident Funds/ Pension Funds</b>		0	0	0	0	0	0.00	0	0	0	0.00	0.00	0	0.00	NA		0		
(i) <b>Any Other (specify)</b>		0	0	0	0	0	0.00	0	0	0	0.00	0.00	0	0.00	NA		0		
<b>Sub-Total (B)(1)</b>		<b>131</b>	<b>68172459</b>	<b>0</b>	<b>0</b>	<b>68172459</b>	<b>18.63</b>	<b>68172459</b>	<b>0</b>	<b>68172459</b>	<b>18.63</b>	<b>18.63</b>	<b>0</b>	<b>0.00</b>	<b>NA</b>		<b>68147334</b>		
(2) <b>Central Government/ State Government(s)/ President of India</b>		0	0	0	0	0	0.00	0	0	0	0.00	0.00	0	0.00	NA		0		
<b>Sub-Total (B)(2)</b>		<b>0</b>	<b>0</b>	<b>0</b>	<b>0</b>	<b>0</b>	<b>0.00</b>	<b>0</b>	<b>0</b>	<b>0</b>	<b>0.00</b>	<b>0.00</b>	<b>0</b>	<b>0.00</b>	<b>NA</b>		<b>0</b>		
(3) <b>Non-institutions</b>																			
(a) <b>Individuals -</b>		47747	37390089	0	0	37390089	10.22	37390089	0	37390089	10.22	10.22	0	0.00	NA		34186537		
i. Individual shareholders holding nominal share capital up to Rs. 2 lakhs.		47742	33823101	0	0	33823101	9.24	33823101	0	33823101	9.24	9.24	0	0.00	NA		30619549		
ii. Individual shareholders holding nominal share capital in excess of Rs. 2 lakhs.		5	3566988	0	0	3566988	0.97	3566988	0	3566988	0.97	0.97	0	0.00	NA		3566988		
(b) <b>NBFCs registered with RBI</b>		0	0	0	0	0	0.00	0	0	0	0.00	0.00	0	0.00	NA		0		
(c) <b>Employee Trusts</b>		0	0	0	0	0	0.00	0	0	0	0.00	0.00	0	0.00	NA		0		
(d) <b>Overseas Depositories (holding DRs) (balancing figure)</b>		0	0	0	0	0	0.00	0	0	0	0.00	0.00	0	0.00	NA		0		
(e) <b>Any Other (specify)</b>		928	12163956	0	0	12163956	3.32	12163956	0	12163956	3.32	3.32	0	0.00	NA		12086423		
(i) Bodies Corporate		716	10099069	0	0	10099069	2.76	10099069	0	10099069	2.76	2.76	0	0.00	NA		10027536		
(ii) Clearing Members		190	541080	0	0	541080	0.15	541080	0	541080	0.15	0.15	0	0.00	NA		541080		
(iii) Limited Liability Partnership - LLP		12	1507681	0	0	1507681	0.41	1507681	0	1507681	0.41	0.41	0	0.00	NA		1507681		
(iv) Trusts		9	15631	0	0	15631	0.00	15631	0	15631	0.00	0.00	0	0.00	NA		9631		
(v) Directors & their relatives		1	495	0	0	495	0.00	495	0	495	0.00	0.00	0	0.00	NA		495		
<b>Sub-Total (B)(3)</b>		<b>48675</b>	<b>49554045</b>	<b>0</b>	<b>0</b>	<b>49554045</b>	<b>13.54</b>	<b>49554045</b>	<b>0</b>	<b>49554045</b>	<b>13.54</b>	<b>13.54</b>	<b>0</b>	<b>0.00</b>	<b>NA</b>		<b>46272960</b>		
<b>Total Public Shareholding (B) = (B)(1)+(B)(2)+(B)(3)</b>		<b>48806</b>	<b>117726504</b>	<b>0</b>	<b>0</b>	<b>117726504</b>	<b>32.18</b>	<b>117726504</b>	<b>0</b>	<b>117726504</b>	<b>32.18</b>	<b>32.18</b>	<b>0</b>	<b>0.00</b>	<b>NA</b>		<b>114420294</b>		

Details of the shareholders acting as persons in Concert including their Shareholding (No. and %): N.A.

Details of Shares which remain unclaimed may be given hear along with details such as number of shareholders, outstanding shares held in demat/unclaimed suspense account, voting rights which are frozen etc : 97 number of shareholders, 150377 outstanding shares, lying in the "Thomas Cook India Limited-Unclaimed Suspense Account" and the voting rights on the shares outstanding shall remain frozen till the rightful owner of such shares claims the shares

**Note:**

- PAN would not be displayed on website of Stock Exchange(s).
- The above format needs to be disclosed along with the name of following persons: Institutions/Non Institutions holding more than 1% of total number of shares.
- W.r.t. the information pertaining to Depository Receipts, the same may be disclosed in the respective columns to the extent information available and the balance to be disclosed as held by custodian

Table IV - Statement showing shareholding pattern of the Non Promoter- Non Public shareholder

	Category & Name of the Shareholders	PAN	No. of shareholder	No. of fully paid up equity shares held	Partly paid-up equity shares held	Nos. of shares underlying Depository Receipts	Total nos. shares held	Shareholding % calculated as per SCRR, 1957	Number of Voting Rights held in each class of securities			No. of Shares Underlying Outstanding convertible securities (including Warrants)	Total Shareholding , as a % assuming full conversion of convertible securities (as a percentage of diluted share capital)	Number of Locked in shares		Number of Shares pledged or otherwise encumbered		Number of equity shares held in dematerialized form				
									(IX)					(X)	(XI) = (VII)+(X) as a % of A+B+C2	(XII)			(XIII)		(XIV)	
									No of Voting Rights							Total as a % of Total Voting rights	No.		As a % of total Shares held	No. (not appli-cable)		As a % of total shares held (Not applicable)
									Class X	Class Y	Total											
(1)	<b>Custodian/DR Holder</b>		0	0	0	0	0	0.00	0	0	0	0.00	0	0.00				0				
(a)	Name of DR Holder (if available)																					
(i)	abc,....																					
(ii)	efg....																					
(2)	<b>Employee Benefit Trust (under SEBI (Share based Employee Benefit) Regulations, 2014)</b>		0	0	0	0	0	0.00	0	0	0	0.00	0	0.00		0		0				
(a)	Name (abc...																					
<b>Total Non-Promoter- Non Public Shareholding (C)= (C)(1)+(C)(2)</b>			0	0	0	0	0	0.00	0	0	0	0.00	0	0.00		NA		0				

**Note**

- (1) PAN would not be displayed on website of Stock Exchange(s).
- (2) The above format needs to disclose name of all holders holding more than 1% of total number of shares
- (3) W.r.t. the information pertaining to Depository Receipts, the same may be disclosed in the respective columns to the extent information available