

Format of holding of specified securities - Pre Scheme

- 1 Name of Listed Entity: **Thomas Cook (India) Limited**
- 2 Scrip Code : **500413** / Name of Scrip : **THOMASCOOK** / Class of Security : **Equity**
- 3 Share Holding Pattern Filed under: Reg. Reg. 31(1)(b)
- a. If under 31(1)(b) then indicate the report for Quarter ending **31st March, 2018**
- 4 **Declaration:** The Listed entity is required to submit the following declaration to the extent of submission of information:-

	Particulars	Yes*	No*
1	Whether the Listed Entity has issued any partly paid up shares?		No
2	Whether the Listed Entity has issued any Convertible Securities or Warrants?		No
3	Whether the Listed Entity has any shares against which depository receipts are issued?		No
4	Whether the Listed Entity has any shares in locked-in?		No
5	Whether any shares held by promoters are pledge or otherwise encumbered?		No

* If the Listed Entity selects the option 'No' for the questions above, the columns for the partly paid up shares, Outstanding Convertible Securities/Warrants, depository receipts, locked-in shares, No of shares pledged or otherwise encumbered by promoters, as applicable, shall not be displayed at the time of dissemination on the Stock Exchange website. Also wherever there is 'No' declared by Listed Entity in above table the values will be considered as 'Zero' by default on submission of the format of holding of specified securities.

- 5 The tabular format for disclosure of holding of specified securities is as follows:-

For Thomas Cook (India) Limited



A. J. Pareek
Authorized Signatory

Table I - Summary Statement holding of specified securities

(i)	(ii)	(iii)	(iv)	(v)	(vi)	(vii) = (iv)+(v)+ (vi)	(viii) As a % of (A+B+C2)	(ix)			(x)	(xi)= (vii)+(x) As a % of (A+B+C2)	(xii)		(xiii)		(xiv)	
								No of Voting Rights		Total as a % of (A+B+C)			No.	As a % of total Shares held	No.	As a % of total Shares held		
								(ix)	Class eg: y									Total
(A)	Promoter & Promoter Group	1	248153725	0	0	248153725	67.03	248153725	0	248153725	67.03	0	67.03	0	0.00	0	0.00	248153725
(B)	Public	46557	122053649	0	0	122053649	32.97	122028649	0	122028649	32.96	0	32.97	0	0.00	NA		119215045
(C)	Non Promoter- Non Public	0	0	0	0	0	0.00	0	0	0	0.00	0	0.00	0	0.00	NA		0
(C1)	Shares underlying DRs	0	0	0	0	0	NA	0	0	0	0.00	0	0.00	0	0.00	NA		0
(C2)	Shares held by Employee Trusts	0	0	0	0	0	0.00	0	0	0	0.00	0	0.00	0	0.00	NA		0
	Total	46558	370207374	0	0	370207374	100.00	370182374	0.00	370182374	99.99	0	100.00	0	0.00	0	0.00	367368770



Table II - Statement showing shareholding pattern of the Promoter and Promoter Group

Category & Name of the Shareholders	PAN	No. of shareholder	No. of fully paid up equity shares held	Partly paid-up equity shares held	Nos. of shares underlying Depository Receipts	Total nos. shares held	Shareholding % calculated as per SCRR, 1957	Number of Voting Rights held in each class of securities			No. of Shares Underlying Outstanding convertible securities (including Warrants)	Shareholding, as a % assuming full conversion of convertible securities (as a percentage of diluted share capital)	Number of Locked in shares		Number of Shares pledged or otherwise encumbered		Number of equity shares held in dematerialized form		
								(IX)					(X)	(XI) = (VII)+(X) as a % of A+B+C2	(XII)			(XIII)	
								No of Voting Rights		Total as a % of Total Voting rights					No.	As a % of total Shares held		No.	As a % of total shares held
(I)	(II)	(III)	(IV)	(V)	(VI)	(VII) = (IV)+(V)	As a % of (A+B+C2) (VIII)	Class Equity	Class NA	Total	(X)	(XI) = (VII)+(X) as a % of A+B+C2	(a)	(b)	(a)	(b)	(XIV)		
(1) Indian		0	0	0	0	0	0.00	0	0	0	0.00	0	0	0	0	0	0	0	
(a) Individuals/Hindu undivided Family		0	0	0	0	0	0.00	0	0	0	0.00	0	0	0	0	0	0	0	
(b) Central Government/ State Government(s)		0	0	0	0	0	0.00	0	0	0	0.00	0	0	0	0	0	0	0	
(c) Financial Institutions/ Banks		0	0	0	0	0	0.00	0	0	0	0.00	0	0	0	0	0	0	0	
(d) Any Other (specify)		0	0	0	0	0	0.00	0	0	0	0.00	0	0	0	0	0	0	0	
(j) Bodies Corporate		0	0	0	0	0	0.00	0	0	0	0.00	0	0	0	0	0	0	0	
Sub-Total (A)[1]		0	0	0	0	0	0.00	0	0	0	0.00	0	0	0	0	0	0	0	
(2) Foreign		0	0	0	0	0	0.00	0	0	0	0.00	0	0	0	0	0	0	0	
(a) Individuals (Non-Resident Individuals/ Foreign Individuals)		0	0	0	0	0	0.00	0	0	0	0.00	0	0	0	0	0	0	0	
(b) Government Institutions		0	0	0	0	0	0.00	0	0	0	0.00	0	0	0	0	0	0	0	
(c) Foreign Portfolio Investor		0	0	0	0	0	0.00	0	0	0	0.00	0	0	0	0	0	0	0	
(e) Any Other (specify)		0	0	0	0	0	0.00	0	0	0	0.00	0	0	0	0	0	0	0	
(f) Bodies Corporate		1	248153725	0	0	248153725	67.03	248153725	0	248153725	67.03	0	0	0	0	0	0	248153725	
(i) Fairbridge Capital Mauritius Limited	AABC8945D	1	248153725	0	0	248153725	67.03	248153725	0	248153725	67.03	0	0	0	0	0	0	248153725	
Sub-Total (A)[2]		1	248153725	0	0	248153725	67.03	248153725	0	248153725	67.03	0	0	0	0	0	0	248153725	
Total Shareholding of Promoter and Promoter Group (A)=[A][1]+[A][2]		1	248153725	0	0	248153725	67.03	248153725	0	248153725	67.03	0	0	0	0	0	0	248153725	

Details of Shares which remain unclaimed may be given hear along with details such as number of shareholders, outstanding shares held in demat/unclaimed suspense account, voting rights which are frozen etc.

Note:

- (1) PAN would not be displayed on website of Stock Exchange(s).
- (2) The term "Encumbrance" has the same meaning as assigned under regulation 28(3) of SEBI (Substantial Acquisition of Shares and Takeovers) Regulations, 2011.



Table III - Statement showing shareholding pattern of the Public shareholder

Category & Name of the Shareholders	PAN	Nos. of shareholder	No. of fully paid up equity shares held	Partly paid-up equity shares held	Nos. of shares underlying Depository Receipts	Total nos. shares held	Shareholding % calculated as per SCRR, 1957	Number of Voting Rights held in each class of securities			No. of Shares Underlying Outstanding convertible securities (including Warrants)	Total Shareholding, as a % assuming full conversion of convertible securities (as a percentage of diluted share capital)	Number of Locked In shares	Number of Shares pledged or otherwise encumbered	Number of equity shares held in dematerialized form				
								(X)								(XII)	(XIII)	(XIV)	
								As a % of (A+B+C2) (VII)	No of Voting Rights										Total as a % of Total Voting rights
									Class X	Class Y									
(1) Institutions (a) Mutual Funds/UTI		15	42780118	0	0	42780118	11.56	42780118	0	42780118	11.56	0	NA	42771658					
(i) IcicI Prudential Long Term Equity Fund	AAAA10038F	1	2,41,96,441	0	0	24196441	6.54	24196441	0	24196441	6.54	0	NA	24196441					
(ii) Aditya Birla Sun Life Trustee Private Limited A/C Aditya Birla Sun Life Emerging Leaders Fund-Series 3	AAATB0102C	1	18058486	0	0	18058486	4.88	18058486	0	18058486	4.88	0	NA	18058486					
(b) Venture Capital Funds		0	0	0	0	0	0.00	0	0	0	0.00	0	NA	0					
(c) Alternate Investment Funds		3	3464892	0	0	3464892	0.94	3464892	0	3464892	0.94	0	NA	3464892					
(d) Foreign Venture Capital Investors		0	0	0	0	0	0.00	0	0	0	0.00	0	NA	0					
(e) Foreign Portfolio Investors		87	23762780	0	0	23762780	6.42	23762780	0	23762780	6.42	0	NA	23760335					
(i) Kotak Mahindra (International) Limited	AABCK7779G	1	43,31,270	0	0	4331270	1.17	4331270	0	4331270	1.17	0	NA	4331270					
(f) Financial Institutions/ Banks		17	222948	0	0	222948	0.06	222948	0	222948	0.06	0	NA	214043					
(g) Insurance Companies		1	7243166	0	0	7243166	1.96	7243166	0	7243166	1.96	0	NA	7243166					
(i) IcicI Prudential Life Insurance Company Ltd	AAACI7351P	1	72,43,166	0	0	7243166	1.96	7243166	0	7243166	1.96	0	NA	7243166					
(h) Provident Funds/ Pension Funds		0	0	0	0	0	0.00	0	0	0	0.00	0	NA	0					
(i) Any Other (specify)		0	0	0	0	0	0.00	0	0	0	0.00	0	NA	0					
Sub-Total (B)(1)		123	77473904	0	0	77473904	20.93	77473904	0	77473904	20.93	0	NA	77454099					
(2) Central Government/ State Government(s)/ President of India		0	0	0	0	0	0.00	0	0	0	0.00	0	NA	0					
Sub-Total (B)(2)		0	0	0	0	0	0.00	0	0	0	0.00	0	NA	0					
(3) Non-Institutions (a) Individuals -		43758	34070409	0	0	34070409	9.20	34070409	0	34070409	9.20	0	NA	31926456					
I, individual shareholders holding nominal share capital up to Rs. 2 lakhs.		43748	29381279	0	0	29381279	7.94	29381279	0	29381279	7.94	0	NA	26637366					
II, individual shareholders holding nominal share capital in excess of Rs. 2 lakhs.		10	4689130	0	0	4689130	1.27	4689130	0	4689130	1.27	0	NA	4689130					
(b) NBFCs registered with RBI		7	510367	0	0	510367	0.14	510367	0	510367	0.14	0	NA	510367					
(c) Employee Trusts		0	0	0	0	0	0.00	0	0	0	0.00	0	NA	0					
(d) Overseas Depositories (holding DRs) (balancing figure)		0	0	0	0	0	0.00	0	0	0	0.00	0	NA	0					
(e) Any Other (specify)		2669	9998969	0	0	9998969	2.70	9973969	0	9973969	2.69	0	NA	9924083					
(i) Bodies Corporate		544	5044719	0	0	5044719	1.36	5044719	0	5044719	1.36	0	NA	4983716					
(ii) Clearing Members		226	747135	0	0	747135	0.20	747135	0	747135	0.20	0	NA	747135					
(iii) NR		964	1354934	0	0	1354934	0.37	1354934	0	1354934	0.37	0	NA	1347051					
(iv) HUF		894	939593	0	0	939593	0.25	939593	0	939593	0.25	0	NA	939593					
(v) Limited Liability Partnership - LLP		25	221787	0	0	221787	0.06	221787	0	221787	0.06	0	NA	221787					
(vi) Trusts		12	54282	0	0	54282	0.01	54282	0	54282	0.01	0	NA	48282					
(vii) Directors & their relatives		2	1304165	0	0	1304165	0.35	1304165	0	1304165	0.35	0	NA	1304165					
(viii) IEPF Suspense A/c		1	307354	0	0	307354	0.08	307354	0	307354	0.08	0	NA	307354					
(ix) Unclaimed or Suspense or Escrow Account		1	25000	0	0	25000	0.01	0	0	0	0.00	0	NA	25000					
Sub-Total (B)(3)		46434	44579745	0	0	44579745	12.04	44554745	0	44554745	12.04	0	NA	41760846					
Total Public Shareholding		46557	122053649	0	0	122053649	32.97	122028649	0	122028649	32.97	0	NA	119215045					

(B) = (B)(1) + (B)(2) + (B)(3)

(C) Details of the shareholders acting as persons in Concert including their Shareholding (No. and %): N.A.

Details of Shares which remain unclaimed may be given here along with details such as number of shareholders, outstanding shares held in demat/unclaimed suspense account, voting rights which are frozen etc : 08 number of shareholders, 25000 outstanding shares, lying in the "Thomas Cook India Limited-Unclaimed Suspense Account" and the voting rights on the shares outstanding shall remain frozen till the rightful owner of such shares claims the shares

- Note:
- PAN would not be displayed on website of Stock Exchange(s).
 - The above format needs to be disclosed along with the name of following persons: Institutions/Non Institutions holding more than 1% of total number of shares.
 - W.r.t. the information pertaining to Depository Receipts, the same may be disclosed in the respective columns to the extent information available and the balance to be disclosed as held by custodian.



Table IV - Statement showing shareholding pattern of the Non Promoter- Non Public shareholder

Category & Name of the Shareholders	PAN	No. of shareholder	No. of fully paid up equity shares held	Partly paid-up equity shares held	Nos. of shares underlying Depository Receipts	Total nos. shares held	Shareholding % calculated as per SCRR, 1957	Number of Voting Rights held in each class of securities			No. of Shares Underlying Outstanding convertible securities (including Warrants)	Total Shareholding, as a % assuming full conversion of convertible securities (as a percentage of diluted share capital)	Number of Locked in shares		Number of Shares pledged or otherwise encumbered		Number of equity shares held in dematerialized form				
								(IX)					(X)	(XI) = (VII)+(X) as a % of A+B+C2	(XII)			(XIII)		(XIV) (Not Applicable)	
								No of Voting Rights							Total as a % of Total Voting rights	No.		As a % of total Shares held	No. (not applicable)		As a % of total shares held (Not applicable)
								Class X	Class Y	Total											
(2) Custodian/DR Holder (a) Name of DR Holder (if available) (i) abc,.... (ii) efg,....		0	0	0	0	0	0.00	0	0	0	0.00	0	0.00		NA	NA	0				
(2) Employee Benefit Trust (under SEBI (Share based Employee Benefit) Regulations, 2014) (a) Name (abc...)		0	0	0	0	0	0.00	0	0	0	0.00	0	0.00	0	0.00	0	NA	0			
Total Non-Promoter- Non Public Shareholding (C) = (C1)+(C2)		0	0	0	0	0	0.00	0	0	0	0.00	0	0.00	0	0.00	NA	0				

Note

- (1) PAN would not be displayed on website of Stock Exchange(s).
- (2) The above format needs to disclose name of all holders holding more than 1% of total number of shares
- (3) W.r.t. the information pertaining to Depository Receipts, the same may be disclosed in the respective columns to the extent information available.

For Thomas Cook (India) Limited

J. F. Parekh
 Authorised Signatory

Format of holding of specified securities - Post Scheme

- 1 Name of Listed Entity: Thomas Cook (India) Limited
- 2 Scrip Code : 500413 / Name of Scrip : THOMASCOOK / Class of Security : Equity
- 3 Share Holding Pattern Filed under: Reg. Reg. 31(1)(b)
 - a. If under 31(1)(b) then indicate the report for Quarter ending 31st March, 2018
- 4 Declaration: The Listed entity is required to submit the following declaration to the extent of submission of information:-

	Particulars	Yes*	No*
1	Whether the Listed Entity has issued any partly paid up shares?		No
2	Whether the Listed Entity has issued any Convertible Securities or Warrants?		No
3	Whether the Listed Entity has any shares against which depository receipts are issued?		No
4	Whether the Listed Entity has any shares in locked-in?		No
5	Whether any shares held by promoters are pledged or otherwise encumbered?		No

* If the Listed Entity selects the option 'No' for the questions above, the columns for the partly paid up shares, Outstanding Convertible Securities/Warrants, depository receipts, locked-in shares, No of shares pledged or otherwise encumbered by promoters, as applicable, shall not be displayed at the time of dissemination on the Stock Exchange website. Also wherever there is 'No' declared by Listed Entity in above table the values will be considered as 'Zero' by default on submission of the format of holding of specified securities.

- 5 The tabular format for disclosure of holding of specified securities is as follows:-

For Thomas Cook (India) Limited

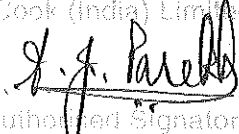

Authorized Signatory

Table I - Summary Statement holding of specified securities

(I)	(II)	(III)	(IV)	(V)	(VI)	(VII) = (IV)+(V)+ (VI)	(VIII) As a % of (A+B+C2)	(IX)			(X)	(XI) = (VII)+(X) As a % of (A+B+C2)	(XII)		(XIII)		(XIV)					
								No of Voting Rights					Total as a % of (A+B+C)	No.	As a % of total Shares held	No.		As a % of total Shares held				
								(IX)	Class egy	Total									(a)	(b)	(a)	(b)
(A)	Promoter & Promoter Group	1	248153725	0	0	248153725	65.69	248153725	0	248153725	65.69	0	65.69	0	0.00	0	0.00	248153725				
(B)	Public		122053649	0	0	122053649	32.31	122028649	0	122028649	32.30	0	32.31	0	0.00	NA		119215045				
(C)	Non Promoter- Non Public	0	7557997	0	0	7557997	2.00	7557997	0	7557997	2.00	0	0.00	0	0.00	NA		7557997				
(C1)	Shares underlying DRs	0	0	0	0	0	NA	0	0	0	0.00	0	0.00	0	0.00	NA		0				
(C2)	Shares held by Employee Trusts	0	0	0	0	0	0.00	0	0	0	0.00	0	0.00	0	0.00	NA		0				
	Total	1	377765371	0	0	377765371	100.00	377740371	0.00	377740371	99.99	0	100.00	0	0.00	0	0.00	374926767				



Table II - Statement showing shareholding pattern of the Promoter and Promoter Group

Category & Name of the Shareholders	PAN	No. of shareholder	No. of fully paid up equity shares held	Partly paid-up equity shares held	Nos. of shares underlying Depository Receipts	Total nos. shares held	Shareholding % calculated as per SCRR, 1957	Number of Voting Rights held in each class of securities			No. of Shares Underlying Outstanding convertible securities (including Warrants)	Shareholding, as a % assuming full conversion of convertible securities (as a percentage of diluted share capital)	Number of Locked in shares		Number of Shares pledged or otherwise encumbered		Number of equity shares held in dematerialized form		
								(X)					(X)	(XI) = (VII)+(X) as a % of A+B+C2	(XII)			(XIII)	
								No of Voting Rights							Total as a % of Total Voting rights	No.		As a % of total Shares held	No.
Class Equity	Class NA	Total	(a)	(b)	(a)	(b)													
(I)	(II)	(III)	(IV)	(V)	(VI)	(VII) = (V)+(VI)	As a % of (A+B+C2) (VIII)	(X)			(X)	(XI) = (VII)+(X) as a % of A+B+C2	(XII)	(XIII)	(XIV)				
(1) Indian			0	0	0	0	0.00	0	0	0	0.00	0	0.00	0	0.00	0	0.00		
(a) Individuals/Hindu undivided Family			0	0	0	0	0.00	0	0	0	0.00	0	0.00	0	0.00	0	0.00		
(b) Central Government/ State Government(s)			0	0	0	0	0.00	0	0	0	0.00	0	0.00	0	0.00	0	0.00		
(c) Financial Institutions/ Banks			0	0	0	0	0.00	0	0	0	0.00	0	0.00	0	0.00	0	0.00		
(d) Any Other (specify)			0	0	0	0	0.00	0	0	0	0.00	0	0.00	0	0.00	0	0.00		
(i) Bodies Corporate			0	0	0	0	0.00	0	0	0	0.00	0	0.00	0	0.00	0	0.00		
Sub-Total (A)(1)			0	0	0	0	0.00	0	0	0	0.00	0	0.00	0	0.00	0	0.00		
(2) Foreign			0	0	0	0	0.00	0	0	0	0.00	0	0.00	0	0.00	0	0.00		
(a) Individuals (Non-Resident Individuals/ Foreign Individuals)			0	0	0	0	0.00	0	0	0	0.00	0	0.00	0	0.00	0	0.00		
(b) Government			0	0	0	0	0.00	0	0	0	0.00	0	0.00	0	0.00	0	0.00		
(c) Institutions			0	0	0	0	0.00	0	0	0	0.00	0	0.00	0	0.00	0	0.00		
(d) Foreign Portfolio Investor			0	0	0	0	0.00	0	0	0	0.00	0	0.00	0	0.00	0	0.00		
(e) Any Other (specify)			0	0	0	0	0.00	0	0	0	0.00	0	0.00	0	0.00	0	0.00		
(i) Bodies Corporate			1	248153725	0	0	248153725	65.69	248153725	0	248153725	65.69	0	0.00	0	0.00	248153725		
Fairbridge Capital (Mauritius) Limited	AABCF8345D		1	248153725	0	0	248153725	65.69	248153725	0	248153725	65.69	0	0.00	0	0.00	248153725		
Sub-Total (A)(2)			1	248153725	0	0	248153725	65.69	248153725	0	248153725	65.69	0	0.00	0	0.00	248153725		
Total Shareholding of Promoter and Promoter Group (A) = (A)(1)+(A)(2)			1	248153725	0	0	248153725	65.69	248153725	0	248153725	65.69	0	0.00	0	0.00	248153725		

Details of Shares which remain undalimed may be given here along with details such as number of shareholders, outstanding shares held in demat/undalimed suspense account, voting rights which are frozen etc.

Note:
(1) PAN would not be displayed on website of Stock Exchange(s).
(2) The term "Encumbrance" has the same meaning as assigned under regulation 28(B) of SEBI (Substantial Acquisition of Shares and Takeovers) Regulations, 2011.



Table III - Statement showing shareholding pattern of the Public shareholder*

Category & Name of the Shareholders	PAN	Nos. of shareholder	No. of fully paid up equity shares held	Partly paid-up equity shares held	Nos. of shares underlying Depository Receipts	Total nos. shares held	Shareholding % calculated as per SCRR, 1957	Number of Voting Rights held in each class of securities			No. of Shares Underlying Outstanding convertible securities (including Warrants)	Total Shareholding, as a % assuming full conversion of convertible securities (as a percentage of diluted share capital)	Number of Locked In shares		Number of Shares pledged or otherwise encumbered		Number of equity shares held in dematerialized form			
								(IX)					(X)	(XI) = (VII)+(X) as a % of A+B+C2	(XII)			(XIII)		
								No of Voting Rights							Total as a % of Total Voting rights	No.		As a % of total Shares held	No. (not applicable)	As a % of total shares held (Not applicable)
								Class X	Class Y	Total										
(1) Institutions																				
(a) Mutual Funds/UTI		15	42780118	0	0	42780118	11.32	42780118	0	42780118	11.32	0	0	0	0	0	0	0		
(i) ICI Prudential Long Term Equity Fund	AAAAIO08BF	1	2,41,90,441	0	0	2,41,90,441	6.41	2,41,90,441	0	2,41,90,441	6.41	0	0.00	0	0	0	0	24190441		
(ii) Aditya Birla Sun Life Trustee Private Limited A/C Aditya Birla Sun Life Emerging Leaders Fund-Series 3	AAATB0102C	1	1,80,58,486	0	0	1,80,58,486	4.78	1,80,58,486	0	1,80,58,486	4.78	0	0.00	0	0	0	0	18058486		
(b) Venture Capital Funds		0	0	0	0	0	0.00	0	0	0	0.00	0	0.00	0	0	0	0	0		
(c) Alternate Investment Funds		3	3,46,48,92	0	0	3,46,48,92	0.92	3,46,48,92	0	3,46,48,92	0.92	0	0.00	0	0	0	0	3464892		
(d) Foreign Venture Capital Investors		0	0	0	0	0	0.00	0	0	0	0.00	0	0.00	0	0	0	0	0		
(e) Foreign Portfolio Investors		87	23,76,27,80	0	0	23,76,27,80	6.29	23,76,27,80	0	23,76,27,80	6.29	0	0.00	0	0	0	0	23760335		
(i) Kotak Mahindra (International) Limited	AABCK7779G	1	43,31,270	0	0	43,31,270	1.15	43,31,270	0	43,31,270	1.15	0	0.00	0	0	0	0	4331270		
(f) Financial Institutions/ Banks		17	2,22,94,8	0	0	2,22,94,8	0.06	2,22,94,8	0	2,22,94,8	0.06	0	0.00	0	0	0	0	214048		
(g) Insurance Companies		1	72,43,166	0	0	72,43,166	1.92	72,43,166	0	72,43,166	1.92	0	0.00	0	0	0	0	7243166		
(i) ICI Prudential Life Insurance Company Ltd	AAACI7351P	1	72,43,166	0	0	72,43,166	1.92	72,43,166	0	72,43,166	1.92	0	0.00	0	0	0	0	7243166		
(h) Provident Funds/ Pension Funds		0	0	0	0	0	0.00	0	0	0	0.00	0	0.00	0	0	0	0	0		
(i) Any Other (specify)		0	0	0	0	0	0.00	0	0	0	0.00	0	0.00	0	0	0	0	0		
Sub-Total (B)(1)		123	77,47,39,04	0	0	77,47,39,04	20.51	77,47,39,04	0	77,47,39,04	20.51	0	0.00	0	0	0	0	77454099		
(2) Central Government/ State Government(s)/ President of India		0	0	0	0	0	0.00	0	0	0	0.00	0	0.00	0	0	0	0	0		
Sub-Total (B)(2)		0	0	0	0	0	0.00	0	0	0	0.00	0	0.00	0	0	0	0	0		
(3) Non-institutions																				
(a) Individuals -		43756	3,40,70,409	0	0	3,40,70,409	9.02	3,40,70,409	0	3,40,70,409	9.02	0	0.00	0	0	0	0	31326496		
I. Individual shareholders holding nominal share capital up to Rs. 2 lakhs.		43748	2,93,81,279	0	0	2,93,81,279	7.78	2,93,81,279	0	2,93,81,279	7.78	0	0.00	0	0	0	0	26637366		
II. Individual shareholders holding nominal share capital in excess of Rs. 2 lakhs.		10	4,68,91,30	0	0	4,68,91,30	1.24	4,68,91,30	0	4,68,91,30	1.24	0	0.00	0	0	0	0	4689130		
(b) NBFCs registered with RBI		7	5,10,367	0	0	5,10,367	0.14	5,10,367	0	5,10,367	0.14	0	0.00	0	0	0	0	510367		
(c) Employee Trusts		0	0	0	0	0	0.00	0	0	0	0.00	0	0.00	0	0	0	0	0		
(d) Overseas Depositories (holding DRs) (balancing figure)		0	0	0	0	0	0.00	0	0	0	0.00	0	0.00	0	0	0	0	0		
(e) Any Other (specify)		2669	9,99,89,69	0	0	9,99,89,69	2.65	9,99,89,69	0	9,99,89,69	2.64	0	0.00	0	0	0	0	8924003		
(i) Bodies Corporate		544	5,04,47,19	0	0	5,04,47,19	1.34	5,04,47,19	0	5,04,47,19	1.34	0	0.00	0	0	0	0	4983716		
(ii) Clearing Members		225	7,47,135	0	0	7,47,135	0.20	7,47,135	0	7,47,135	0.20	0	0.00	0	0	0	0	747135		
(iii) NRI		964	1,35,49,34	0	0	1,35,49,34	0.36	1,35,49,34	0	1,35,49,34	0.36	0	0.00	0	0	0	0	1347051		
(iv) HUF		894	9,99,593	0	0	9,99,593	0.25	9,99,593	0	9,99,593	0.25	0	0.00	0	0	0	0	999593		
(v) Limited Liability Partnership - LLP		25	2,21,787	0	0	2,21,787	0.06	2,21,787	0	2,21,787	0.06	0	0.00	0	0	0	0	221787		
(vi) Trusts		12	54,282	0	0	54,282	0.01	54,282	0	54,282	0.01	0	0.00	0	0	0	0	48282		
(vii) Directors & their relatives		2	1,30,41,65	0	0	1,30,41,65	0.35	1,30,41,65	0	1,30,41,65	0.35	0	0.00	0	0	0	0	1304165		
(viii) IEPF Suspense A/c		1	3,07,354	0	0	3,07,354	0.08	3,07,354	0	3,07,354	0.08	0	0.00	0	0	0	0	307354		
(ix) Unclaimed or Suspense or Escrow Account		1	25,000	0	0	25,000	0.01	25,000	0	25,000	0.01	0	0.00	0	0	0	0	25000		
Sub-Total (B)(3)		46434	44,57,79,45	0	0	44,57,79,45	11.80	44,57,79,45	0	44,57,79,45	11.79	0	0.00	0	0	0	0	41760946		
Total Public Shareholding (B) = (B)(1) + (B)(2) + (B)(3)		46557	1,22,05,36,49	0	0	1,22,05,36,49	32.31	1,22,05,36,49	0	1,22,05,36,49	32.31	0	0.00	0	0	0	0	119215045		

Details of the shareholders acting as persons in Concert including their Shareholding (No. and %): N.A.

Details of Shares which remain unclaimed may be given hear along with details such as number of shareholders, outstanding shares held in demat/unclaimed suspense account, voting rights which are frozen etc.: 08 number of shareholders, 25000 outstanding shares, lying in the "Thomas Cook India Limited-Unclaimed Suspense Account" and the voting rights on the shares outstanding shall remain frozen till the rightful owner of such shares claims the shares.

Note:

- PAN would not be displayed on website of Stock Exchange(s).
- The above format needs to be disclosed along with the name of following persons: Institutions/Non Institutions holding more than 1% of total number of shares.
- W.r.t. the information pertaining to Depository Receipts, the same may be disclosed in the respective columns to the extent information available and the balance to be disclosed as held by custodian.
- The above shareholding is as on 31 March 2018. Considering the appointed date is 1 April 2019, same would undergo a change as on that date.




Table IV - Statement showing shareholding pattern of the Non Promoter- Non Public shareholder

(I) Category & Name of the Shareholders	(II) PAN	(III) No. of shareholder	(IV) No. of fully paid up equity shares held	(V) Partly paid-up equity shares held	(VI) Nos. of shares underlying Depository Receipts	(VII) = IV+V+VI Total nos. shares held	Shareholding % calculated as per SCRR, 1957 (VIII)	(IX) Number of Voting Rights held in each class of securities			(X) No. of Shares Underlying Outstanding convertible securities (including Warrants)	(XI) = (VII)+(X) as a % of A+B+C2	(XII) Number of Locked in shares		(XIII) Number of Shares pledged or otherwise encumbered		(XIV) Number of equity shares held in dematerialized form (Not Applicable)	
								No of Voting Rights					Total as a % of Total Voting rights	No.	As a % of total Shares held	No. (not appli-cable)		As a % of total shares held (Not applicable)
								Class X	Class Y	Total								
(1) Custodian/DR Holder (2) Name of DR Holder (if available) (i) abc,... (ii) efg...		0	0	0	0	0	0.00	0	0	0	0.00	0	0.00			0		
(2) Employee Benefit Trust (under SEBI (Share based Employee Benefit) Regulations, 2014)			7557997	0	0	7557997	2.00	7557997	0	7557997	2.00	0	2.00			7557997		
Total Non-Promoter- Non Public Shareholding (C)=(1)+(2)		0	7557997	0	0	7557997	2.00	7557997	0	7557997	2.00	0	2.00	0	NA	7557997		


Note
 (1) PAN would not be displayed on website of Stock Exchange[s].
 (2) The above format needs to disclose name of all holders holding more than 1% of total number of shares
 (3) W.r.t. the information pertaining to Depository Receipts, the same may be disclosed in the respective columns to the extent information available.



POST SHAREHOLDING PATTERN AFTER DEMERGER

Shareho Shareho Shareholding Pattern under Regulation 31 of SEBI (Listing Obligations and Disclosure Requirements) Regulations, 2015

1.	Name of Listed Entity: Quess Corp Limited		
2.	Scrip Code/Name of Scrip/Class of Security:	539978/QUESS	
3.	Share Holding Pattern Filed under:	Reg.31(1)(b)	
a.	If under 31(1)(b) then indicate the report for Quarter ending	31-03-2018	
b.	If under 31(1)(c) then indicate date of allotment/extinguishment		
4.	Declaration: The Listed entity is required to submit the following declaration to the extent of submission of information:-		
	Particulars	Yes*	No*
1	Whether the Listed Entity has issued any partly paid up shares?		No
2	Whether the Listed Entity has issued any Convertible Securities or Warrants?		No
3	Whether the Listed Entity has any shares against which depository receipts are issued?		No
4	Whether the Listed Entity has any shares in locked-in?	Yes	
5	Whether any shares held by promoters are pledge or otherwise encumbered?		No




For Thomas Cook (India) Limited

A. J. Parekh
 Authorised Signatory

Quest Corp Limited

Table I - Summary Statement holding of specified securities

Category	Category of shareholder	Nos. of shareholders (III)	No. of fully paid up equity shares held (IV)	No. of Partly paid-up equity shares held (V)	No. of shares underlying Depository Receipts (VI)	Total nos. shares held (VII) = (IV)+(V)+(VI)	Shareholding as a % of total no. of shares (calculated as per SCRR, 1957) (VIII) As a % of	Number of Voting Rights held in each class of securities			Shares Underlying Outstanding convertible securities (including Warrants) (X)	ing, as a % assuming full conversion of convertible securities (XI) =	Number of Locked in shares		Number of Shares pledged or otherwise encumbered		Number of equity shares held in dematerialized form (XIV)	
								No of Voting Rights					Total as a % of (A+B+C)	No. (a)	As a % of total Shares held (b)	No. (a)		As a % of total Shares held (b)
								Class eg: X	Class eg: y	Total (IX)								
(A)	Promoter & Promoter Group	3	79,828,023	0	0	79,828,023	54.86	79,828,023	0	79,828,023	54.86	25,736,577	32.24	0	0	79,828,023		
(B)	Public	35655	65,692,538	0	0	65,692,538	45.14	65,692,538	0	65,692,538	45.14	-	0.00	NA	NA	65,692,538		
(C)	Non Promoter - Non Public				0				0		0		0.00	NA	NA			
(C1)	Shares Underlying DRs	0	-	0	0	0	0.00	-	0	-	0.00	-	0.00	NA	NA	-		
(C2)	Shares Held By Employee Trust	0	-	0	0	0	0.00	-	0	-	0.00	-	0.00	NA	NA	-		
	Total	35658	145,520,561	0	0	145,520,561	100.00	145,520,561	0	145,520,561	100.00	25,736,577	32.24	0	0	145,459,687		



Quess Corp Limited

Table II - Statement showing shareholding pattern of the Promoter and Promoter Group

Category & Name of the shareholders	PAN	Nos. of shareholders	No. of fully paid up equity shares held	Partly paid-up equity shares held	No. of shares underlying Depository Receipts	Total nos. shares held (VII) = (IV)+(V) + (VI)	Shareholding % calculated as per SCRR, 1957 As a % of (A+B+C2)	Number of Voting Rights held in each class of securities			Shares Underlying Outstanding convertible securities (including securities)	ing, as a % assuming full conversion of convertible securities (XI)=	Number of Locked in shares		Number of Shares pledged or otherwise encumbered		Number of equity shares held in dematerialised form	
								No of Voting Rights		Total as a % of (A+B+C)			No. (a)	As a % of total Shares held(b)	No. (a)	As a % of total Shares held(b)		
								Class eg: X	Class eg: y									(X)
1																		
(a) Individuals / Hindu Undivided Family		1	17,585,960	0	0	17,585,960	12.08	17,585,960	0	17,585,960	12.08	0	12.08	7720973	0	0	0.00	17,585,960
Ajit Isaac	AAAPB207P	1	17,585,960	0	0	17,585,960	12.08	17,585,960	0	17,585,960	12.08	0	12.08	7720973	0	0	0.00	17,585,960
(b) Central Government / State Government(s)		0	0	0	0	0	0.00	0	0	0	0.00	0	0.00	0	0	0.00	0	0
(c) Financial Institutions / Banks		0	0	0	0	0	0.00	0	0	0	0.00	0	0.00	0	0	0.00	0	0
(d) Any Other (Specify)		2	62,242,063	0	0	62,242,063	42.77	62,242,063	0	62,242,063	42.77	0	42.77	18015604	0	0	0.00	62,242,063
Bodies Corporate		2	62,242,063	0	0	62,242,063	42.77	62,242,063	0	62,242,063	42.77	0	42.77	18015604	0	0	0.00	62,242,063
Fairbridge Capital Mauritius Limited		1	46,876,239	0	0	46,876,239	32.21	46,876,239	0	46,876,239	32.21	0	32.21	18015604	38.43	0	0.00	46,876,239
Net Resources Investments Pvt Ltd	AACCN2457M	1	15,365,824	0	0	15,365,824	10.56	15,365,824	0	15,365,824	10.56	0	10.56	0	0.00	0	0.00	15,365,824
Sub Total (A)(1)		3	79,828,023	0	0	79,828,023	54.86	79,828,023	0	79,828,023	54.86	0	54.86	25736577	32.24	0	0.00	79,828,023
2																		
Foreign																		
(a) Individuals (Non-Resident Individuals / Foreign Individuals)		0	0	0	0	0	0	0	0	0	0	0	0	0	0	0	0.00	0
(b) Government		0	0	0	0	0	0	0	0	0	0	0	0	0	0	0	0.00	0
(c) Institutions		0	0	0	0	0	0	0	0	0	0	0	0	0	0	0	0.00	0
(d) Foreign Portfolio Investor		0	0	0	0	0	0	0	0	0	0	0	0	0	0	0	0.00	0
(e) Any Other (Specify)		0	0	0	0	0	0	0	0	0	0	0	0	0	0	0	0.00	0
Sub Total (A)(2)		0	0	0	0	0	0	0	0	0	0	0	0	0	0	0	0.00	0
Total Shareholding Of Promoter And Promoter Group (A)= (A)(1)+(A)(2)		3	79,828,023	0	0	79,828,023	54.86	79,828,023	0	79,828,023	54.86	0	54.86	25736577	32.24	0	0.00	79,828,023



Ques Corp Limited

Table III - Statement showing shareholding pattern of the Public shareholder

Category & Name of the shareholders	PAN	Nos. of shareholders	No. of fully paid up equity shares held	Partly paid-up equity shares held	No. of shares underlying Depository Receipts	Total nos. shares held	Shareholding % calculated as per SCRR, 1957 As a % of (A+B+C2)	Number of Voting Rights held in each class of securities			No. of Shares Underlying Outstanding convertible securities (including)	Shareholding, as a % assuming full conversion of convertible securities (XI)=	Number of Locked in shares		Number of Shares pledged or otherwise encumbered		Number of equity shares held in dematerialised form	
								No of Voting Rights					Total as a % of (A+B+C)	No. (a)	As a % of total Shares held(b)	No. (a)		As a % of total Shares held(b)
								Class eg: X	Class eg: y	Total								
(I)	(II)	(III)	(IV)	(V)	(VI)	(VII) =	(VIII) As a	(IX)	(X)	(XI)=	(XII)	(XIII)	(XIV)					
1	Institutions																	
(a)	Mutual Fund		11	8344550	0	0	8344550	5.74	8344550	0	8344550	5.74	0	0	NA	NA	8344550	
	Sundaram Mutual Fund A/C Sundaram Select Mid	AAATS2554B	1	2792610	0	0	2792610	1.92	2792610	0	2792610	1.92	0	0	NA	NA	2792610	
	Aditya Birla Sun Life Trustee Private Limited A/C A	AAATB0102C	1	1867758	0	0	1867758	1.28	1867758	0	1867758	1.28	0	0	NA	NA	1867758	
	Motilal Oswal Most Focused Midcap 30 Fund	AACTM3577A	1	1499907	0	0	1499907	1.03	1499907	0	1499907	1.03	0	0	NA	NA	1499907	
(b)	Venture Capital Funds		0	0	0	0	0	0.00	0	0	0	0.00	0	0	NA	NA	0	
(c)	Alternate Investment Funds		5	425342	0	0	425342	0.29	425342	0	425342	0.29	0	0	NA	NA	425342	
(d)	Foreign Venture Capital Investors		0	0	0	0	0	0.00	0	0	0	0.00	0	0	NA	NA	0	
(e)	Foreign Portfolio Investor		81	13104261	0	0	13104261	9.01	13104261	0	13104261	9.01	0	0	NA	NA	13104261	
	India Capital Fund Limited	AAACM3867E	1	2096015	0	0	2096015	1.44	2096015	0	2096015	1.44	0	0	NA	NA	2096015	
	Steadview Capital Mauritius Limited	AAQCS1253G	1	1742584	0	0	1742584	1.20	1742584	0	1742584	1.20	0	0	NA	NA	1742584	
(f)	Financial institutions / Banks		4	33868	0	0	33868	0.02	33868	0	33868	0.02	0	0	NA	NA	33868	
(g)	Insurance Companies		0	0	0	0	0	0.00	0	0	0	0.00	0	0	NA	NA	0	
(h)	Provident Funds/ Pension Funds		0	0	0	0	0	0.00	0	0	0	0.00	0	0	NA	NA	0	
(i)	Any Other (Specify)		0	0	0	0	0	0.00	0	0	0	0.00	0	0	NA	NA	0	
	Sub Total (B){1}		101	21908021	0	0	21908021	15.06	21908021	0	21908021	15.06	0	0	NA	NA	21908021	
2	Central Government/ State Government(s)/ President of India																	
	Sub Total (B){2}		0	0	0	0	0	0.00	0	0	0	0.00	0	0	NA	NA	0	
3	Non-Institutions																	
(a)	Individuals				0	0									NA	NA		
	i. Individual shareholders holding nominal share capital up to Rs. 2 lakhs.		32519	6846298	0	0	6846298	4.71	68,46,298	0	68,46,298	4.71	0	0	NA	NA	68,46,298	
	ii. Individual shareholders holding nominal share capital in excess of Rs. 2 lakhs.		21	1496565	0	0	1496565	1.03	1496565	0	1496565	1.03	0	0	NA	NA	14,35,696	
(b)	NBFCs registered with RBI		0	0	0	0	0	0.00	0	0	0	0.00	0	0	NA	NA	0	
(c)	Employee Trusts		0	0	0	0	0	0.00	0	0	0	0.00	0	0	NA	NA	0	
(d)	Overseas Depositories(holding DRs) (balancing figure)		0	0	0	0	0	0.00	0	0	0	0.00	0	0	NA	NA	0	
(e)	Any Other (Specify)		3014	10958014	0	0	10958014	7.53	10958014	0	10958014	7.53	0	0	NA	NA	10958014	
	Trusts		11	66914	0	0	66914	0.05	66914	0	66914	0.05	0	0	NA	NA	66914	
	Hindu Undivided Family		1093	171351	0	0	171351	0.12	171351	0	171351	0.12	0	0	NA	NA	171351	
	Non Resident Indians (Non Repat)		293	200500	0	0	200500	0.14	200500	0	200500	0.14	0	0	NA	NA	200500	
	Non Resident Indians (Repat)		748	283207	0	0	283207	0.19	283207	0	283207	0.19	0	0	NA	NA	283207	
	Clearing Member		101	54384	0	0	54384	0.04	54384	0	54384	0.04	0	0	NA	NA	54384	
	Bodies Corporate		768	10181658	0	0	10181658	7.00	10181658	0	10181658	7.00	0	0	NA	NA	10181658	
	Sub Total (B){3}		35554	19300877	0	0	19300877	13.27	19300877	0	19300877	13.27	0	0	NA	NA	19240003	
	Total Public Shareholding (B)= (B){1}+(B){2}+(B){3}		35655	*65692538	0	0	65692538	*45.14	65692538	0	65692538	45.14	0	0	NA	NA	65631664	

*includes 24483640 shares(Additional Public Shareholding on Account of Demerger)



Quess Corp Limited

Table IV - Statement showing shareholding pattern of the Non Promoter- Non Public shareholder


	Category & Name of the shareholders (I)	PAN (II)	Nos. of shareholders (III)	No. of fully paid up equity shares held (IV)	Partly paid-up equity shares held (V)	No. of shares underlying Depository Receipts (VI)	Total nos. shares held (VII) =	Shareholding % calculated as per SCRR, 1957 As a % of (A+B+C2) (VIII) As a	Number of Voting Rights held in each class of securities			Shares Underlying Outstanding convertible securities (including securities) (X)	ing, as a % assuming full conversion of convertible securities (XI) =	Number of Locked in shares		Number of Shares pledged or otherwise encumbered		Number of equity shares held in dematerialised form (XIV)	
									No of Voting Rights					Total as a % of (A+B+C) (IX)	No. (a)	As a % of total Shares held(b)	No. (a)		As a % of total Shares held(b)
									Class eg: X	Class eg: y	Total								
1	Custodian/DR Holder		0	0	0	0	0.0000	0	0	0	0.0000	0	0.0000	NA	NA	0			
2	Employee Benefit Trust (under SEBI (Share based Employee Benefit) Regulations, 2014)		0	0	0	0	0.0000	0	0	0	0.0000	0	0.0000	NA	NA	0			
	Total Non-Promoter- Non Public Shareholding (C)= (C)(1)+(C)(2)		0	0	0	0	0.0000	0	0	0	0.0000	0	0.0000	NA	NA	0			



For Quess Corp (India) Limited
H. J. Parekh
 Director

PRE DEMERGER SHAREHOLDING PATTERN

Shareholding Pattern under Regulation 31 of SEBI (Listing Obligations and Disclosure Requirements) Regulations, 2015			
1.	Name of Listed Entity:	Quess Corp Limited	
2.	Scrip Code/Name of Scrip/Class of Security:	539978/QUESS	
3.	Share Holding Pattern Filed under:	Reg.31(1)(b)	
a.	If under 31(1)(b) then indicate the report for Quarter ending	31-03-2018	
b.	If under 31(1)(c) then indicate date of allotment/extinguishment		
4.	Declaration: The Listed entity is required to submit the following declaration to the extent of submission of information:-		
	Particulars	Yes*	No*
1	Whether the Listed Entity has issued any partly paid up shares?		No
2	Whether the Listed Entity has issued any Convertible Securities or Warrants?		No
3	Whether the Listed Entity has any shares against which depository receipts are issued?		No
4	Whether the Listed Entity has any shares in locked-in?	Yes	
5	Whether any shares held by promoters are pledge or otherwise encumbered?		No




For Thomas Cook (India) Limited

G. J. Parekh
 Authorised Signatory

Quest Corp Limited

Table I - Summary Statement holding of specified securities

Category	Category of shareholder	Nos. of shareholders	No. of fully paid up equity shares held	No. of Partly paid-up equity shares held	No. of shares underlying Depository Receipts	Total nos. shares held	Shareholding as a % of total no. of shares (calculated as per SCRR, 1957)	Number of Voting Rights held in each class of securities			No. of Shares Underlying Outstanding convertible securities (including Warrants)	Shareholding, as a % assuming full conversion of convertible securities (as a % of (A+B+C))	Number of Locked in shares		Number of Shares pledged or otherwise encumbered		Number of equity shares held in dematerialised form	
								No of Voting Rights					Total as a % of (A+B+C)	No. (a)	As a % of total Shares held(b)	No. (a)		As a % of total Shares held(b)
								Class eg: X	Class eg: Y	Total								
(i)	(ii)	(iii)	(iv)	(v)	(vi)	(vii) =	(viii) As a % of	(ix)	(x)	(xi) =	(xii)	(xiii)	(xiv)	(xv)				
(A)	Promoter & Promoter Group	3	104275280	0	0	104275280	71.67	104275280	0	104275280	71.67	0	71.7	25736577	24.68	0	0	104275280
(B)	Public	35655	41208898	0	0	41208898	28.33	41208898	0	41208898	28.33	0	28.3	0	0.00	NA	NA	41148024
(C)	Non Promoter - Non Public								0			0		0.00	NA	NA		
(C1)	Shares Underlying DRs	0	0	0	0	0	0.00	0	0	0	0.00	0	0.0	0	0.00	NA	NA	0
(C2)	Shares Held By Employee Trust	0	0	0	0	0	0.00	0	0	0	0.00	0	0.0	0	0.00	NA	NA	0
	Total	35658	145484178	0	0	145484178	100.00	145484178	0	145484178	100.00	0	100.0	25736577	17.69	0	0	145423304



Quess Corp Limited

Table II - Statement showing shareholding pattern of the Promoter and Promoter Group


Category & Name of the shareholders	PAN	Nos. of shareholders	No. of fully paid up equity shares held	Partly paid-up equity shares held	No. of shares underlying Depository Receipts	Total nos. shares held	Shareholding % calculated as per SCRR, 1957 As a % of (A+B+C2)	Number of Voting Rights held in each class of securities			Shares Underlying Outstanding convertible securities (including	ing, as a % assuming full conversion of convertible securities	Number of Locked in shares		Number of Shares pledged or otherwise encumbered		Number of equity shares held in dematerialised form		
								No of Voting Rights					Total as a % of (A+B+C)	No. (a)	As a % of total Shares held(b)	No. (a)		As a % of total Shares held(b)	
								Class eg: X	Class eg: y	Total									(XII)
(I)	(II)	(III)	(IV)	(V)	(VI)	(VII) =	(VIII) As a	(IX)			(X)	(XI)=	(XII)		(XIV)				
1	Indian																		
(a)	Individuals / Hindu Undivided Family																		
	Ajit Isaac	AAAPI3207P	1	17585960	0	0	17585960	12.0879	17585960	0	17585960	12.0879	0	12.0879	7720973	43.9042	0	0.0000	17585960
	Central Government / State Government(s)		0	0	0	0	0	0.0000	0	0	0	0.0000	0	0.0000	0	0.0000	0	0.0000	0
(c)	Financial Institutions / Banks		0	0	0	0	0	0.0000	0	0	0	0.0000	0	0.0000	0	0.0000	0	0.0000	0
(d)	Any Other (Specify)		2	86689320	0	0	86689320	59.5868	86689320	0	86689320	59.5868	0	59.5868	18015604	20.7818	0	0.0000	86689320
	Bodies Corporate		2	86689320	0	0	86689320	59.5868	86689320	0	86689320	59.5868	0	59.5868	18015604	20.7818	0	0.0000	86689320
	Thomas Cook India Limited	AAACT4050C	1	71323496	0	0	71323496	49.0249	71323496	0	71323496	49.0249	0	49.0249	18015604	25.2590	0	0.0000	71323496
	Net Resources Investments Pvt Ltd	AACCN2457M	1	15365824	0	0	15365824	10.5619	15365824	0	15365824	10.5619	0	10.5619	0	0.0000	0	0.0000	15365824
	Sub Total (A)(1)		3	104275280	0	0	104275280	71.6747	104275280	0	104275280	71.6747	0	71.6747	25736577	24.6814	0	0.0000	104275280
2	Foreign																		
(a)	Individuals (Non-Resident Individuals / Foreign Individuals)		0	0	0	0	0	0.0000	0	0	0	0.0000	0	0.0000	0	0.0000	0	0.0000	0
(b)	Government		0	0	0	0	0	0.0000	0	0	0	0.0000	0	0.0000	0	0.0000	0	0.0000	0
(c)	Institutions		0	0	0	0	0	0.0000	0	0	0	0.0000	0	0.0000	0	0.0000	0	0.0000	0
(d)	Foreign Portfolio Investor		0	0	0	0	0	0.0000	0	0	0	0.0000	0	0.0000	0	0.0000	0	0.0000	0
(e)	Any Other (Specify)		0	0	0	0	0	0.0000	0	0	0	0.0000	0	0.0000	0	0.0000	0	0.0000	0
	Sub Total (A)(2)		0	0	0	0	0	0.0000	0	0	0	0.0000	0	0.0000	0	0.0000	0	0.0000	0
	Total Shareholding Of Promoter And Promoter Group (A)= (A)(1)+(A)(2)		3	104275280	0	0	104275280	71.6747	104275280	0	104275280	71.6747	0	71.6747	25736577	24.6814	0	0.0000	104275280



Quess Corp Limited

Table III - Statement showing shareholding pattern of the Public shareholder

Category & Name of the shareholders	PAN	Nos. of shareholders	No. of fully paid up equity shares held	Partly paid-up equity shares held	No. of shares underlying Depository Receipts	Total nos. shares held	Shareholding % calculated as per SCRR, 1957 As a % of (A+B+C2)	Number of Voting Rights held in each class of securities			Shares Underlying Outstanding convertible securities (including	ing, as a % assuming full conversion of convertible securities	Number of Locked in shares		Number of Shares pledged or otherwise encumbered		Number of equity shares held in dematerialised form		
								No of Voting Rights					Total as a % of (A+B+C)	No. (a)	As a % of total Shares held(b)	No. (a)		As a % of total Shares held(b)	
								Class eg: X	Class eg: Y	Total									(XII)
(I)	(II)	(III)	(IV)	(V)	(VI)	(VII) =	(VIII) As a % of (A+B+C2)	(IX)	(X)	(XI) =	(XII)	(XIII)	(XIV)						
1																			
(a)	Mutual Fund		11	8344550	0	0	8344550	5.74	8344550	0	8344550	5.74	0	5.74	0	0	NA	NA	8344550
	Sundaram Mutual Fund A/C Sundaram Select Mid	AAATS2554B	1	2792610	0	0	2792610	1.92	2792610	0	2792610	1.92	0	1.92	0	0	NA	NA	2792610
	Aditya Birla Sun Life Trustee Private Limited A/C A	AAAT80102C	1	1867758	0	0	1867758	1.28	1867758	0	1867758	1.28	0	1.28	0	0	NA	NA	1867758
	Motilal Oswal Most Focused Midcap 30 Fund	AACTM3577A	1	1499907	0	0	1499907	1.03	1499907	0	1499907	1.03	0	1.03	0	0	NA	NA	1499907
(b)	Venture Capital Funds		0	0	0	0	0	0.00	0	0	0	0.00	0	0.00	0	0	NA	NA	0
(c)	Alternate Investment Funds		5	425342	0	0	425342	0.29	425342	0	425342	0.29	0	0.29	0	0	NA	NA	425342
(d)	Foreign Venture Capital Investors		0	0	0	0	0	0.00	0	0	0	0.00	0	0.00	0	0	NA	NA	0
(e)	Foreign Portfolio Investor		81	13104261	0	0	13104261	9.01	13104261	0	13104261	9.01	0	9.01	0	0	NA	NA	13104261
	India Capital Fund Limited	AAACM3867E	1	2096015	0	0	2096015	1.44	2096015	0	2096015	1.44	0	1.44	0	0	NA	NA	2096015
	Steadview Capital Mauritius Limited	AAQCS1259G	1	1742584	0	0	1742584	1.20	1742584	0	1742584	1.20	0	1.20	0	0	NA	NA	1742584
(f)	Financial Institutions / Banks		4	33868	0	0	33868	0.02	33868	0	33868	0.02	0	0.02	0	0	NA	NA	33868
(g)	Insurance Companies		0	0	0	0	0	0.00	0	0	0	0.00	0	0.00	0	0	NA	NA	0
(h)	Provident Funds/ Pension Funds		0	0	0	0	0	0.00	0	0	0	0.00	0	0.00	0	0	NA	NA	0
(i)	Any Other (Specify)		0	0	0	0	0	0.00	0	0	0	0.00	0	0.00	0	0	NA	NA	0
	Sub Total (B)(1)		101	21908021	0	0	21908021	15.06	21908021	0	21908021	15.06	0	15.06	0	0	NA	NA	21908021
2	Central Government/ State Government(s)/ President of India																		
	Sub Total (B)(2)		0	0	0	0	0	0.00	0	0	0	0.00	0	0.00	0	0	NA	NA	0
3	Non-Institutions																		
(a)	Individuals																		
	i. Individual shareholders holding nominal share capital up to Rs. 2 lakhs.		32519	6846298	0	0	6846298	4.71	68,46,298	0	68,46,298	4.71	0	4.71	0	0	NA	NA	68,46,298
	ii. Individual shareholders holding nominal share capital in excess of Rs. 2 lakhs.		21	1496565	0	0	1496565	1.03	1496565	0	1496565	1.03	0	1.03	0	0	NA	NA	14,35,696
(b)	NBFCs registered with RBI		0	0	0	0	0	0.00	0	0	0	0.00	0	0.00	0	0	NA	NA	0
(c)	Employee Trusts		0	0	0	0	0	0.00	0	0	0	0.00	0	0.00	0	0	NA	NA	0
(d)	Overseas Depositories(holding DRs) (balancing figure)		0	0	0	0	0	0.00	0	0	0	0.00	0	0.00	0	0	NA	NA	0
(e)	Any Other (Specify)		3014	10958014	0	0	10958014	7.53	10958014	0	10958014	7.53	0	7.53	0	0	NA	NA	10958014
	Trusts		11	66914	0	0	66914	0.05	66914	0	66914	0.05	0	0.05	0	0	NA	NA	66914
	Hindu Undivided Family		1093	171351	0	0	171351	0.12	171351	0	171351	0.12	0	0.12	0	0	NA	NA	171351
	Non Resident Indians (Non Repat)		293	200500	0	0	200500	0.14	200500	0	200500	0.14	0	0.14	0	0	NA	NA	200500
	Non Resident Indians (Repat)		748	283207	0	0	283207	0.19	283207	0	283207	0.19	0	0.19	0	0	NA	NA	283207
	Clearing Member		101	54384	0	0	54384	0.04	54384	0	54384	0.04	0	0.04	0	0	NA	NA	54384
	Bodies Corporate		768	10181658	0	0	10181658	7.00	10181658	0	10181658	7.00	0	7.00	0	0	NA	NA	10181658
	Sub Total (B)(3)		35554	19300877	0	0	19300877	13.27	19300877	0	19300877	13.27	0	13.27	0	0	NA	NA	19240003
	Total Public Shareholding (B)= (B)(1)+(B)(2)+(B)(3)		35655	41208898	0	0	41208898	28.33	41208898	0	41208898	28.33	0	28.33	0	0	NA	NA	41148024



Quest Corp Limited

Table IV - Statement showing shareholding pattern of the Non Promoter- Non Public shareholder

	Category & Name of the shareholders (i)	PAN (ii)	Nos. of shareholders (iii)	No. of fully paid up equity shares held (iv)	Partly paid-up equity shares held (v)	No. of shares underlying Depository Receipts (vi)	Total nos. shares held (vii) =	Shareholding % calculated as per SCRR, 1957 As a % of (A+B+C2) (viii) As a	Number of Voting Rights held in each class of securities			Shares Underlying Outstanding convertible securities (including securities convertible assuming conversion of convertible securities) (x)	ing, as a % of total Shares held (b) (xi) =	Number of Locked in shares		Number of Shares pledged or otherwise encumbered		Number of equity shares held in dematerialised form (xiv)	
									No of Voting Rights					Total as a % of (A+B+C) (ix)	No. (a)	As a % of total Shares held (b)	No. (a)		As a % of total Shares held (b)
									Class eg: X	Class eg: Y	Total								
1	Custodian/DR Holder		0	0	0	0	0	0.0000	0	0	0	0.0000	0	0.0000	NA	NA	0		
2	Employee Benefit Trust (under SEBI (Share based Employee Benefit) Regulations, 2014)		0	0	0	0	0	0.0000	0	0	0	0.0000	0	0.0000	NA	NA	0		
	Total Non-Promoter- Non Public Shareholding (C)= (C)(1)+(C)(2)		0	0	0	0	0	0.0000	0	0	0	0.0000	0	0.0000	NA	NA	0		

For Thomas Cook (India) Limited

H. J. Parekh
Authorised Signatory



Format of holding of specified securities - As on 31 March 2018

- 1 Name of Entity: **Travel Corporation (India) Limited**
- 2 Scrip Code : **N.A** / Name of Scrip : **N.A** / Class of Security : **Equity/ Preference**
- 3 Share Holding Pattern Filed under: **Reg. Reg. 31(1)(b)**
- a. If under 31(1)(b) then indicate the report for Quarter ending:
- 4 **Declaration:** The entity is required to submit the following declaration to the extent of submission of information:-

	Particulars	Yes*	No*
1	Whether the Entity has issued any partly paid up shares?		No
2	Whether the Entity has issued any Convertible Securities or Warrants?		No
3	Whether the Entity has any shares against which depository receipts are issued?		No
4	Whether the Entity has any shares in locked-in?		No
5	Whether any shares held by promoters are pledge or otherwise encumbered?		No

* If the Entity selects the option 'No' for the questions above, the columns for the partly paid up shares, Outstanding Convertible Securities/Warrants, depository receipts, locked-in shares, No of shares pledged or otherwise encumbered by promoters, as applicable, shall not be displayed at the time of dissemination on the Stock Exchange website. Also wherever there is 'No' declared by Entity in above table the values will be considered as 'Zero' by default on submission of the format of holding of specified securities.

- 5 The tabular format for disclosure of holding of specified securities is as follows:-

For Thomas Cook (India) Limited

 Authorised Signatory

Table I - Summary Statement holding of specified securities

(I)	(II)	(III)	(IV)	(V)	(VI)	(VII) = (IV)+(V)+ (VI)	(VIII) As a % of (A+B+C2)	(IX)			(X)	(XI) = (VII)+(X) As a % of (A+B+C2)	(XII)		(XIII)		(XIV)
								No of Voting Rights		Total as a % of (A+B+C)			No.	As a % of total Shares held	No.	As a % of total Shares held	
								(IX)	Class eg: y								
								(IX)	Class eg: y	Total			(a)	(b)	(a)	(b)	
(A)	Promoter & Promoter Group *	8	1649931	0	0	1649931	100.00	1649931	0	0	1649931	100.00	0	0.00	0	0.00	0
(B)	Public	0	0	0	0	0	0.00	0	0	0	0.00	0	0.00	0	0.00	NA	0
(C)	Non Promoter- Non Public	0	0	0	0	0	0.00	0	0	0	0.00	0	0.00	0	0.00	NA	0
(C1)	Shares underlying DRs	0	0	0	0	0	0.00	0	0	0	0.00	0	0.00	0	0.00	NA	0
(C2)	Shares held by Employee Trusts	0	0	0	0	0	0.00	0	0	0	0.00	0	0.00	0	0.00	NA	0
	Total	8	1649931	0	0	1649931	100.00	1649931	0.00	1649931	100.00	0	0.00	0	0.00	0	0.00

* Includes 6 nominee shareholders holding total 6 equity shares

Note - Apart from above mentioned equity shares, 263709264 0.01% Non-Cumulative Optionally Convertible Redeemable Preference Shares of RS. 10/- each Is also held by Thomas Cook (India) Limited



Table II - Statement showing shareholding pattern of the Promoter and Promoter Group

Category & Name of the Shareholders	PAN	No. of shareholder	No. of fully paid up equity shares held	Partly paid-up equity shares held	Nos. of shares underlying Depository Receipts	Total nos. shares held	Shareholding % calculated as per SCRR, 1957	Number of Voting Rights held in each class of securities			No. of Shares Underlying Outstanding convertible securities (including Warrants)	Shareholding, as a % assuming full conversion of convertible securities (as a percentage of diluted share capital)	Number of Locked in shares		Number of Shares pledged or otherwise encumbered		Number of equity shares held in dematerialized form		
								(IX)					(X)	(XI) = (VII)+(X) as a % of A+B+C2	(XII)			(XIII)	
								No of Voting Rights		Total as a % of Total Voting rights					No.	As a % of total Shares held		No.	As a % of total shares held
								Class Equity	Class NA										
(I)	(II)	(III)	(IV)	(V)	(VI)	(VII) = (IV)+(V)+(VI)	As a % of (A+B+C2) (VIII)				(X)	(XI) = (VII)+(X) as a % of A+B+C2	(a)	(b)	(a)	(b)	(XIV)		
(1) Indian		0	0	0	0	0	0.00	0	0	0	0.00	0	0.00	0	0.00	0	0.00	0	
(a) Individuals/Hindu undivided Family		0	0	0	0	0	0.00	0	0	0	0.00	0	0.00	0	0.00	0	0.00	0	
(b) Central Government/ State Government(s)		0	0	0	0	0	0.00	0	0	0	0.00	0	0.00	0	0.00	0	0.00	0	
(c) Financial Institutions/ Banks		0	0	0	0	0	0.00	0	0	0	0.00	0	0.00	0	0.00	0	0.00	0	
(d) Any Other (specify)		0	0	0	0	0	0.00	0	0	0	0.00	0	0.00	0	0.00	0	0.00	0	
(I) Bodies Corporate																			
(a) Thomas Cook (India) Limited*	AAACT4050C	8	1649931	0	0	1649931	100.00	1649931	0	1649931	100.00	0	100.00	0	0.00	0	0.00	0	
Sub-Total (A)(1)		8	1649931	0	0	1649931	100	1649931	0	1649931	100	0	100	0	0	0	0	0	
(2) Foreign																			
(a) Individuals (Non-Resident Individuals/ Foreign Individuals)		0	0	0	0	0	0.00	0	0	0	0.00	0	0.00	0	0.00	0	0.00	0	
(b) Government		0	0	0	0	0	0.00	0	0	0	0.00	0	0.00	0	0.00	0	0.00	0	
(c) Institutions		0	0	0	0	0	0.00	0	0	0	0.00	0	0.00	0	0.00	0	0.00	0	
(d) Foreign Portfolio Investor		0	0	0	0	0	0.00	0	0	0	0.00	0	0.00	0	0.00	0	0.00	0	
(e) Any Other (specify)																			
(I) Bodies Corporate		0	0	0	0	0	0.00	0	0	0	0.00	0	0.00	0	0.00	0	0.00	0	
Sub-Total (A)(2)		0	0	0	0	0	0.00	0	0	0	0.00	0	0.00	0	0.00	0	0.00	0	
Total Shareholding of Promoter and Promoter Group (A)= (A)(1)+(A)(2)		8	1649931	0	0	1649931	100.00	1649931	0	1649931	100.00	0	100.00	0	0.00	0	0.00	0	

Note:
 (1) PAN would not be displayed on website of Stock Exchange(s).
 (2) The term "Encumbrance" has the same meaning as assigned under regulation 28(3) of SEBI (Substantial Acquisition of Shares and Takeovers) Regulations, 2011.

* Includes 6 nominee shareholders holding total 6 equity shares
 Note - Apart from above mentioned equity shares, 263709264 0.01% Non-Cumulative Optionally Convertible Redeemable Preference Shares of RS. 10/- each is also held by Thomas Cook (India) Limited



Table III - Statement showing shareholding pattern of the Public shareholder

(I)	Category & Name of the Shareholders	PAN	Nos. of shareholder	No. of fully paid up equity shares held	Partly paid-up equity shares held	Nos. of shares underlying Depository Receipts	Total nos. shares held	Shareholding % calculated as per SCRR, 1957	Number of Voting Rights held in each class of securities			No. of Shares Underlying Outstanding convertible securities (Including Warrants)	Total Shareholding, as a % assuming full conversion of convertible securities (as a percentage of diluted share capital)	Number of Locked in shares		Number of Shares pledged or otherwise encumbered		Number of equity shares held in dematerialized form			
									(IX)					(X)	(XI) = (VII)+(X) as a % of A+B+C2	(XII)			(XIII)		
									No of Voting Rights							Total as a % of Total Voting rights	No.		As a % of total Shares held	No. (not applicable)	As a % of total shares held (Not applicable)
									Class X	Class Y	Total										
(1)	Institutions																				
(a)	Mutual Funds/UTI		0	0	0	0	0	0.00	0	0	0	0.00	0	0	0.00		NA		0		
(b)	Venture Capital Funds		0	0	0	0	0	0.00	0	0	0	0.00	0	0	0.00		NA		0		
(c)	Alternate Investment Funds		0	0	0	0	0	0.00	0	0	0	0.00	0	0	0.00		NA		0		
(d)	Foreign Venture Capital Investors		0	0	0	0	0	0.00	0	0	0	0.00	0	0	0.00		NA		0		
(e)	Foreign Portfolio Investors		0	0	0	0	0	0.00	0	0	0	0.00	0	0	0.00		NA		0		
(f)	Financial Institutions/ Banks		0	0	0	0	0	0.00	0	0	0	0.00	0	0	0.00		NA		0		
(g)	Insurance Companies		0	0	0	0	0	0.00	0	0	0	0.00	0	0	0.00		NA		0		
(h)	Provident Funds/ Pension Funds		0	0	0	0	0	0.00	0	0	0	0.00	0	0	0.00		NA		0		
(i)	Any Other (specify)		0	0	0	0	0	0.00	0	0	0	0.00	0	0	0.00		NA		0		
	Sub-Total (B)(1)		0	0	0	0	0	0.00	0	0	0	0.00	0	0	0.00		NA		0		
(2)	Central Government/ State Government(s)/ President of India		0	0	0	0	0	0.00	0	0	0	0.00	0	0	0.00		NA		0		
	Sub-Total (B)(2)		0	0	0	0	0	0.00	0	0	0	0.00	0	0	0.00		NA		0		
(3)	Non-institutions																				
(a)	Individuals -		0	0	0	0	0	0.00	0	0	0	0.00	0	0	0.00		NA		0		
	i. Individual shareholders holding nominal share capital up to Rs. 2 lakhs.		0	0	0	0	0	0.00	0	0	0	0.00	0	0	0.00		NA		0		
	ii. Individual shareholders holding nominal share capital in excess of Rs. 2 lakhs.		0	0	0	0	0	0.00	0	0	0	0.00	0	0	0.00		NA		0		
(b)	NBFCs registered with RBI		0	0	0	0	0	0.00	0	0	0	0.00	0	0	0.00		NA		0		
(c)	Employee Trusts		0	0	0	0	0	0.00	0	0	0	0.00	0	0	0.00		NA		0		
(d)	Overseas Depositories (holding DRs) (balancing figure)		0	0	0	0	0	0.00	0	0	0	0.00	0	0	0.00		NA		0		
(e)	Any Other (specify)		0	0	0	0	0	0.00	0	0	0	0.00	0	0	0.00		NA		0		
	(i) Bodies Corporate		0	0	0	0	0	0.00	0	0	0	0.00	0	0	0.00		NA		0		
	(ii) Clearing Members		0	0	0	0	0	0.00	0	0	0	0.00	0	0	0.00		NA		0		
	(iii) Limited Liability Partnership - LLP		0	0	0	0	0	0.00	0	0	0	0.00	0	0	0.00		NA		0		
	(iv) Trusts		0	0	0	0	0	0.00	0	0	0	0.00	0	0	0.00		NA		0		
	(v) Directors & their relatives		0	0	0	0	0	0.00	0	0	0	0.00	0	0	0.00		NA		0		
	(vi) IEPF SUSPENSE ACCOUNT		0	0	0	0	0	0.00	0	0	0	0.00	0	0	0.00		NA		0		
	Sub-Total (B)(3)		0	0	0	0	0	0	0	0	0	0	0	0	0				0		
	Total Public Shareholding		0	0	0	0	0	0.00	0	0	0	0.00	0	0	0.00		NA		0		
	(B) = (B)(1)+(B)(2)+(B)(3)		0	0	0	0	0	0.00	0	0	0	0.00	0	0	0.00		NA		0		

Details of the shareholders acting as persons in Concert including their Shareholding (No. and %): N.A.

Note:

- PAN would not be displayed on website of Stock Exchange(s).
- The above format needs to be disclosed along with the name of following persons: Institutions/Non Institutions holding more than 1% of total number of shares.
- W.r.t. the information pertaining to Depository Receipts, the same may be disclosed in the respective columns to the extent information available and the balance to be disclosed as held by custodian.




Table IV - Statement showing shareholding pattern of the Non Promoter- Non Public shareholder

Category & Name of the Shareholders	PAN	No. of shareholder	No. of fully paid up equity shares held	Partly paid-up equity shares held	Nos. of shares underlying Depository Receipts	Total nos. shares held	Shareholding % calculated as per SCRR, 1957	Number of Voting Rights held in each class of securities			No. of Shares Underlying Outstanding convertible securities (including Warrants)	Total Shareholding, as a % assuming full conversion of convertible securities (as a percentage of diluted share capital)	Number of Locked in shares		Number of Shares pledged or otherwise encumbered		Number of equity shares held in dematerialized form			
								(IX)					(X)	(XI) = (VII)+(X) as a % of A+B+C2	(XII)			(XIII)		(XIV) (Not Applicable)
								No of Voting Rights		Total as a % of Total Voting rights					No.	As a % of total Shares held		No. (not applicable)	As a % of total shares held (Not applicable)	
Class X	Class Y	Total	(a)	(b)	(a)	(b)														
(1) Custodian/DR Holder (a) Name of DR Holder (if available)		0	0	0	0	0	0.00	0	0	0	0.00	0	0.00	0	0.00	0	0			
(1) abc, ... (1) efg, ...																	NA NA NA			
(2) Employee Benefit Trust (under SEBI (Share based Employee Benefit) Regulations, 2014) (2) Name (abc, ...)		0	0	0	0	0	0.00	0	0	0	0.00	0	0.00	0	0.00	0	0 NA			
Total Non-Promoter- Non Public Shareholding (C)= (C)(1)+(C)(2)		0	0	0	0	0	0.00	0	0	0	0.00	0	0.00	0	0.00	0	NA			

Note
 (1) PAN would not be displayed on website of Stock Exchange(s).
 (2) The above format needs to disclose name of all holders holding more than 1% of total number of shares
 (3) W.r.t. the information pertaining to Depository Receipts, the same may be disclosed in the respective columns to the extent information available.

For Thomas Cook (India) Limited

 Authorised Signatory

Format of holding of specified securities - As on 31 March 2018 - Post Scheme#

- 1 Name of Entity: Travel Corporation (India) Limited
- 2 Scrip Code : N.A / Name of Scrip : N.A/ Class of Security : N.A
- 3 Share Holding Pattern Filed under: Reg. Reg. 31(1)(b)
 - a. If under 31(1)(b) then indicate the report for Quarter ending:
- 4 Declaration: The entity is required to submit the following declaration to the extent of submission of information:-

	Particulars	Yes*	No*
1	Whether the Entity has issued any partly paid up shares?		No
2	Whether the Entity has issued any Convertible Securities or Warrants?		No
3	Whether the Entity has any shares against which depository receipts are issued?		No
4	Whether the Entity has any shares in locked-in?		No
5	Whether any shares held by promoters are pledge or otherwise encumbered?		No

* If the Entity selects the option 'No' for the questions above, the columns for the partly paid up shares, Outstanding Convertible Securities/Warrants, depository receipts, locked-in shares, No of shares pledged or otherwise encumbered by promoters, as applicable, shall not be displayed at the time of dissemination on the Stock Exchange website. Also wherever there is 'No' declared by Entity in above table the values will be considered as 'Zero' by default on submission of the format of holding of specified securities. - NA

- 5 The tabular format for disclosure of holding of specified securities is as follows:-

#This is not applicable since the company will not remain in existence post the scheme becoming effective

For Thomas Cook (India) Limited


Authorized Signatory

Table 1 - Summary Statement holding of specified securities

(I)	(II)	(III)	(IV)	(V)	(VI)	(VII) = (IV)+(V)+ (VI)	Shareholding as a % of total no. of shares (calculated as per SCRR, 1957)	Number of Voting Rights held in each class of securities			No. of Shares Underlying Outstanding convertible securities (including Warrants)	Shareholding, as a % assuming full conversion of convertible securities (as a percentage of diluted share capital)	Number of Locked in shares		Number of Shares pledged or otherwise encumbered		Number of equity shares held in dematerialized form		
								(IX)					(X)	(XI) = (VII)+(X)	(XII)			(XIII)	
								No of Voting Rights		Total as a % of (A+B+C)					No.	As a % of total Shares held		No.	As a % of total Shares held
(IX)	Class eqy	Total	(a)	(b)	(a)	(b)													
(A)	Promoter & Promoter Group *	0	0	0	0	0	0.00	0	0	0	0.00	0	0.00	0	0.00	0	0.00		
(B)	Public	0	0	0	0	0	0.00	0	0	0	0.00	0	0.00	NA		0			
(C)	Non Promoter- Non Public	0	0	0	0	0	0.00	0	0	0	0.00	0	0.00	NA		0			
(C1)	Shares underlying DRs	0	0	0	0	0	0.00	0	0	0	0.00	0	0.00	NA		0			
(C2)	Shares held by Employee Trusts	0	0	0	0	0	0.00	0	0	0	0.00	0	0.00	NA		0			
	Total	0	0	0	0	0	0.00	0	0.00	0	0.00	0	0.00	0	0.00	0	0.00		



Table II - Statement showing shareholding pattern of the Promoter and Promoter Group

Category & Name of the Shareholders	PAN	No. of shareholder	No. of fully paid up equity shares held	Partly paid-up equity shares held	Nos. of shares underlying Depository Receipts	Total nos. shares held	Shareholding % calculated as per SCRR, 1957	Number of Voting Rights held in each class of securities			No. of Shares Underlying Outstanding convertible securities (including Warrants)	Shareholding, as a % assuming full conversion of convertible securities (as a percentage of diluted share capital)	Number of Locked			
								(X)					(X)	(XI) = (VII)+(X) as a % of A+B+CZ	(XII)	
								No of Voting Rights		Total as a % of Total Voting rights					No.	to
(I)	(II)	(III)	(IV)	(V)	(VI)	(VII = IV+V+VI)	As a % of (A+B+CZ) (VIII)	Class Equity	Class NA	Total	(X)	(XI) = (VII)+(X) as a % of A+B+CZ	(a)			
(1) Indian		0	0	0	0	0	0.00	0.00	0.00	0.00	0.00	0.00	0.00	0.00		
(a) Individuals/Hindu undivided Family		0	0	0	0	0	0.00	0.00	0.00	0.00	0.00	0.00	0.00	0.00		
(b) Central Government/ State Government(s)		0	0	0	0	0	0.00	0.00	0.00	0.00	0.00	0.00	0.00	0.00		
(c) Financial Institutions/ Banks		0	0	0	0	0	0.00	0.00	0.00	0.00	0.00	0.00	0.00	0.00		
(d) Any Other (specify)		0	0	0	0	0	0.00	0.00	0.00	0.00	0.00	0.00	0.00	0.00		
(f) Bodies Corporate		0	0	0	0	0	0.00	0.00	0.00	0.00	0.00	0.00	0.00	0.00		
(a) Thomas Cook (India) Limited*		0	0	0	0	0	0.00	0.00	0.00	0.00	0.00	0.00	0.00	0.00		
Sub-Total (A)(1)		0	0	0	0	0	0.00	0.00	0.00	0.00	0.00	0.00	0.00	0.00		
(2) Foreign		0	0	0	0	0	0.00	0.00	0.00	0.00	0.00	0.00	0.00	0.00		
(a) Individuals (Non-Resident Individuals/ Foreign Individuals)		0	0	0	0	0	0.00	0.00	0.00	0.00	0.00	0.00	0.00	0.00		
(b) Government		0	0	0	0	0	0.00	0.00	0.00	0.00	0.00	0.00	0.00	0.00		
(c) Institutions		0	0	0	0	0	0.00	0.00	0.00	0.00	0.00	0.00	0.00	0.00		
(d) Foreign Portfolio Investor		0	0	0	0	0	0.00	0.00	0.00	0.00	0.00	0.00	0.00	0.00		
(e) Any Other (specify)		0	0	0	0	0	0.00	0.00	0.00	0.00	0.00	0.00	0.00	0.00		
(f) Bodies Corporate		0	0	0	0	0	0.00	0.00	0.00	0.00	0.00	0.00	0.00	0.00		
Sub-Total (A)(2)		0	0	0	0	0	0.00	0.00	0.00	0.00	0.00	0.00	0.00	0.00		
Total Shareholding of Promoter and Promoter Group (A)= (A)(1)+(A)(2)		0	0	0	0	0	0.00	0.00	0.00	0.00	0.00	0.00	0.00	0.00		

Note:

- (1) PAN would not be displayed on website of Stock Exchange(s).
- (2) The term "Encumbrance" has the same meaning as assigned under regulation 26(3) of SEBI (Substantial Acquisition of Shares and Takeovers) Regulations, 2011.



Table III - Statement showing shareholding pattern of the Public shareholder

Category & Name of the Shareholders	PAN	Nos. of shareholder	No. of fully paid up equity shares held	Partly paid-up equity shares held	Nos. of shares underlying Depository Receipts	Total nos. shares held	Shareholding % calculated as per SCRR, 1957	Number of Voting Rights held in each class of securities			No. of Shares Underlying Outstanding convertible securities (including Warrants)	Total Shareholding, as a % assuming full conversion of convertible securities (as a percentage of diluted share capital)	Number of Locked in shares	Number of Shares pledged or otherwise encumbered		Number of equity shares held in dematerialized form					
								(IX)						(X)	(XI) = (VII)+(X) as a % of A+B+C2		(XII)		(XIII)		
								No of Voting Rights									Total as a % of Total Voting rights	No.	As a % of total Shares held	No. (not applicable)	As a % of total shares held (Not applicable)
								Class X	Class Y	Total											
(1) Institutions																					
(a) Mutual Funds/UTI		0	0	0	0	0	0.00	0	0	0	0.00	0	0	0.00	NA	0					
(b) Venture Capital Funds		0	0	0	0	0	0.00	0	0	0	0.00	0	0.00	NA	0	0					
(c) Alternate Investment Funds		0	0	0	0	0	0.00	0	0	0	0.00	0	0.00	NA	0	0					
(d) Foreign Venture Capital Investors		0	0	0	0	0	0.00	0	0	0	0.00	0	0.00	NA	0	0					
(e) Foreign Portfolio Investors		0	0	0	0	0	0.00	0	0	0	0.00	0	0.00	NA	0	0					
(f) Financial Institutions/ Banks		0	0	0	0	0	0.00	0	0	0	0.00	0	0.00	NA	0	0					
(g) Insurance Companies		0	0	0	0	0	0.00	0	0	0	0.00	0	0.00	NA	0	0					
(h) Provident Funds/ Pension Funds		0	0	0	0	0	0.00	0	0	0	0.00	0	0.00	NA	0	0					
(i) Any Other (specify)		0	0	0	0	0	0.00	0	0	0	0.00	0	0.00	NA	0	0					
Sub-Total (B)(1)		0	0	0	0	0	0.00	0	0	0	0.00	0	0.00	NA	0	0					
(2) Central Government/ State Government(s)/ President of India		0	0	0	0	0	0.00	0	0	0	0.00	0	0.00	NA	0	0					
Sub-Total (B)(2)		0	0	0	0	0	0.00	0	0	0	0.00	0	0.00	NA	0	0					
(3) Non-Institutions Individuals -		0	0	0	0	0	0.00	0	0	0	0.00	0	0.00	NA	0	0					
I. Individual shareholders holding nominal share capital up to Rs. 2 lakhs.		0	0	0	0	0	0.00	0	0	0	0.00	0	0.00	NA	0	0					
II. Individual shareholders holding nominal share capital in excess of Rs. 2 lakhs.		0	0	0	0	0	0.00	0	0	0	0.00	0	0.00	NA	0	0					
(b) NBFCs registered with RBI		0	0	0	0	0	0.00	0	0	0	0.00	0	0.00	NA	0	0					
(c) Employee Trusts		0	0	0	0	0	0.00	0	0	0	0.00	0	0.00	NA	0	0					
(d) Overseas Depositories (holding DRs) (balancing figure)		0	0	0	0	0	0.00	0	0	0	0.00	0	0.00	NA	0	0					
(e) Any Other (specify)		0	0	0	0	0	0.00	0	0	0	0.00	0	0.00	NA	0	0					
(i) Bodies Corporate		0	0	0	0	0	0.00	0	0	0	0.00	0	0.00	NA	0	0					
(ii) Clearing Members		0	0	0	0	0	0.00	0	0	0	0.00	0	0.00	NA	0	0					
(iii) Limited Liability Partnership - LLP		0	0	0	0	0	0.00	0	0	0	0.00	0	0.00	NA	0	0					
(iv) Trusts		0	0	0	0	0	0.00	0	0	0	0.00	0	0.00	NA	0	0					
(v) Directors & their relatives		0	0	0	0	0	0.00	0	0	0	0.00	0	0.00	NA	0	0					
(vi) IEPF SUSPENSE ACCOUNT		0	0	0	0	0	0.00	0	0	0	0.00	0	0.00	NA	0	0					
Sub-Total (B)(3)		0	0	0	0	0	0	0	0	0	0	0	0	NA	0	0					
Total Public Shareholding (B) = (B)(1)+(B)(2)+(B)(3)		0	0	0	0	0	0.00	0	0	0	0.00	0	0.00	NA	0	0					

Details of the shareholders acting as persons in Concert including their Shareholding (No. and %): N.A.

- Note:
- PAN would not be displayed on website of Stock Exchange(s).
 - The above format needs to be disclosed along with the name of following persons: Institutions/Non Institutions holding more than 1% of total number of shares.
 - W.r.t. the information pertaining to Depository Receipts, the same may be disclosed in the respective columns to the extent information available and the balance to be disclosed as held by custodian,



Table IV - Statement showing shareholding pattern of the Non Promoter- Non Public shareholder

Category & Name of the Shareholders	PAN	No. of shareholder	No. of fully paid up equity shares held	Partly paid-up equity shares held	Nos. of shares underlying Depository Receipts	Total nos. shares held	Shareholding % calculated as per SCRR, 1957	Number of Voting Rights held in each class of securities			No. of Shares Underlying Outstanding convertible securities (including Warrants)	Total Shareholding, as a % assuming full conversion of convertible securities (as a percentage of diluted share capital)	Number of Locked In shares		Number of Shares pledged or otherwise encumbered		Number of equity shares held in dematerialized form				
								(IX)					(X)	(XI) = (VII)+(X) as a % of A+B+C2	(XII)			(XIII)		(XIV) (Not Applicable)	
								No of Voting Rights							Total as a % of Total Voting rights	No.		As a % of total Shares held	No. (not appli-cable)		As a % of total shares held (Not applicable)
								Class X	Class Y	Total											
(1) Custodian/DR Holder (a) Name of DR Holder (if available) (i) abc,... (ii) efg,...		0	0	0	0	0	0.00	0	0	0	0.00	0	0.00				0				
(2) Employee Benefit Trust (under SEBI (Share based Employee Benefit) Regulations, 2014) (a) Name (abc,...		0	0	0	0	0	0.00	0	0	0	0.00	0	0.00				0				
Total Non-Promoter- Non Public Shareholding (C)= (C)(1)+(C)(2)		0	0	0	0	0	0.00	0	0	0	0.00	0	0.00			NA	0				

Note

- (1) PAN would not be displayed on website of Stock Exchange(s).
- (2) The above format needs to disclose name of all holders holding more than 1% of total number of shares
- (3) W.r.t. the information pertaining to Depository Receipts, the same may be disclosed in the respective columns to the extent information available.

For: Thomas Cook (India) Limited

A. J. Parikh
Authorised Signatory

Format of holding of specified securities - As on 31 March 2018

- 1 Name of Entity: **TC Forex Services Limited**
- 2 Scrip Code : **NA** / Name of Scrip : **NA** / Class of Security : **Equity**
- 3 Share Holding Pattern Prepared under: Reg. 31(1)(b)
- a. If under 31(1)(b) then indicate the report for Quarter ending:
- 4 **Declaration:** The entity is required to submit the following declaration to the extent of submission of information:-

Particulars	Yes*	No*
1 Whether the Entity has issued any partly paid up shares?		No
2 Whether the Entity has issued any Convertible Securities or Warrants?		No
3 Whether the Entity has any shares against which depository receipts are issued?		No
4 Whether the Entity has any shares in locked-in?		No
5 Whether any shares held by promoters are pledge or otherwise encumbered?		No

* If the Entity selects the option 'No' for the questions above, the columns for the partly paid up shares, Outstanding Convertible Securities/Warrants, depository receipts, locked-in shares, No of shares pledged or otherwise encumbered by promoters, as applicable, shall not be displayed at the time of dissemination on the Stock Exchange website. Also wherever there is 'No' declared by Entity in above table the values will be considered as 'Zero' by default on submission of the format of holding of specified securities.

- 5 The tabular format for disclosure of holding of specified securities is as follows:-

For Thomas Cook (India) Limited

S. J. Parekh
Authorised Signatory

Table I - Summary Statement holding of specified securities

Category	Category of shareholder	Nos. of shareholders	No. of fully paid up equity shares held	No. of Partly paid-up equity shares held	No. of shares underlying Depository Receipts	Total nos. shares held	Shareholding as a % of total no. of shares (calculated as per SCRR, 1957)	Number of Voting Rights held in each class of securities			No. of Shares Underlying Outstanding convertible securities (including Warrants)	Shareholding, as a % assuming full conversion of convertible securities (as a percentage of diluted share capital)	Number of Locked In shares		Number of Shares pledged or otherwise encumbered		Number of equity shares held in dematerialized form	
								(IX)					Total as a % of (A+B+C)	(XII)		(XIII)		
								(IX)	Class eq.V	Total				No.	As a % of total Shares held	No.		As a % of total Shares held
(i)	(ii)	(iii)	(iv)	(v)	(vi)	(vii) = (iv)+(v)+ (vi)	(viii) As a % of (A+B+C2)	(ix)	(x)	(xi) = (vii)+(x)	(xii) As a % of (A+B+C2)	(a)	(b)	(a)	(b)	(xiv)		
(A)	Promoter & Promoter Group*	7	11845133	0	0	11845133	100.00	11845133	0	11845133	100.00	0	0.00	0	0.00	0		
(B)	Public	0	0	0	0	0	0.00	0	0	0	0.00	0	0.00	NA		0		
(C)	Non Promoter- Non Public	0	0	0	0	0	0.00	0	0	0	0.00	0	0.00	NA		0		
(C1)	Shares underlying DRs	0	0	0	0	0	0.00	0	0	0	0.00	0	0.00	NA		0		
(C2)	Shares held by Employee Trusts	0	0	0	0	0	0.00	0	0	0	0.00	0	0.00	NA		0		
	Total	7	11845133	0	0	11845133	100.00	11845133	0.00	11845133	100.00	0	0.00	0	0.00	0		

*Includes 6 nominee shareholders holding 1 share each on behalf of Thomas Cook (India) Limited



Table II - Statement showing shareholding pattern of the Promoter and Promoter Group

Category & Name of the Shareholders	PAN	No. of shareholder	No. of fully paid up equity shares held	Partly paid-up equity shares held	Nos. of shares underlying Depository Receipts	Total nos. shares held	Shareholding % calculated as per SCRR, 1957	Number of Voting Rights held in each class of securities			No. of Shares Underlying Outstanding convertible securities (including Warrants)	Shareholding, as a % assuming full conversion of convertible securities (as a percentage of diluted share capital)	Number of Locked In shares		Number of Shares pledged or otherwise encumbered		Number of equity shares held in dematerialized form
								[X]					[XII]		[XIII]		
								No of Voting Rights					No.	As a % of total Shares held	No.	As a % of total shares held	
[I]	[II]	[III]	[IV]	[V]	[VI]	[VII] (= IV+V+VI)	As a % of [A+B+C2] [VIII]	[X]			[X] = (VII)+[X] as a % of A+B+C2	[XII]	[XIII]	[XIV]			
								Class Equity	Class NA	Total	Total as a % of Total Voting rights						
								(a)	(b)	(c)	(a)	(b)	(a)	(b)			
[1] Indian		0	0	0	0	0	0.00	0	0	0	0.00	0	0.00	0	0.00	0	0.00
(a) Individuals/Hindu undivided Family		0	0	0	0	0	0.00	0	0	0	0.00	0	0.00	0	0.00	0	0.00
(b) Central Government/ State Government(s)		0	0	0	0	0	0.00	0	0	0	0.00	0	0.00	0	0.00	0	0.00
(c) Financial Institutions/ Banks		0	0	0	0	0	0.00	0	0	0	0.00	0	0.00	0	0.00	0	0.00
(d) Any Other (specify)		0	0	0	0	0	0.00	0	0	0	0.00	0	0.00	0	0.00	0	0.00
(i) Bodies Corporate Thomas Cook (India) Limited*	AAACT4050C	7	11845133	0	0	11845133	100.00	11845133	0	11845133	100.00	0	0.00	0	0.00	0	0.00
Sub-Total [A][1]		7	11845133	0	0	11845133	100	11845133	0	11845133	100	0	0	0	0	0	0
[2] Foreign																	
(a) Individuals (Non-Resident Individuals/ Foreign Individuals)		0	0	0	0	0	0.00	0	0	0	0.00	0	0.00	0	0.00	0	0.00
(b) Government		0	0	0	0	0	0.00	0	0	0	0.00	0	0.00	0	0.00	0	0.00
(c) Institutions		0	0	0	0	0	0.00	0	0	0	0.00	0	0.00	0	0.00	0	0.00
(d) Foreign Portfolio Investor		0	0	0	0	0	0.00	0	0	0	0.00	0	0.00	0	0.00	0	0.00
(e) Any Other (specify)																	
(i) Bodies Corporate		0	0	0	0	0	0.00	0	0	0	0.00	0	0.00	0	0.00	0	0.00
Sub-Total [A][2]		0	0	0	0	0	0.00	0	0	0	0.00	0	0.00	0	0.00	0	0.00
Total Shareholding of Promoter and Promoter Group [A] = [A][1]+[A][2]		7	11845133	0	0	11845133	100.00	11845133	0	11845133	100.00	0	0.00	0	0.00	0	0.00

Details of Shares which remain unclaimed may be given here along with details such as number of shareholders, outstanding shares held in demat/unclaimed suspense account, voting rights which are frozen etc.

Note:
 (1) PAN would not be displayed on website of Stock Exchange(s).
 (2) The term "Encumbrance" has the same meaning as assigned under regulation 28(3) of SEBI (Substantial Acquisition of Shares and Takeovers) Regulations, 2011.



*Includes 6 nominee shareholders holding 1 share each on behalf of Thomas Cook (India) Limited

Table III - Statement showing shareholding pattern of the Public shareholder

Category & Name of the Shareholders	PAN	Nos. of shareholder	No. of fully paid up equity shares held	Partly paid-up equity shares held	Nos. of shares underlying Depository Receipts	Total nos. shares held	Shareholding % calculated as per SCRR, 1957	Number of Voting Rights held in each class of securities			No. of Shares Underlying Outstanding convertible securities (including Warrants)	Total Shareholding, as a % assuming full conversion of convertible securities (as a percentage of diluted share capital)	Number of Locked in shares		Number of Shares pledged or otherwise encumbered		Number of equity shares held in dematerialized form			
								(IX)					(X)	(XI) = (VII)+(X) as a % of A+B+C2	(XII)			(XIII)		
								No of Voting Rights							Total as a % of Total Voting rights	No.		As a % of total Shares held	No. (not applicable)	As a % of total shares held (Not applicable)
								Class X	Class Y	Total										
(1) Institutions																				
(a) Mutual Funds/UTI		0	0	0	0	0	0.00	0	0	0	0.00	0	0.00		NA		0			
(b) Venture Capital Funds		0	0	0	0	0	0.00	0	0	0	0.00	0	0.00		NA		0			
(c) Alternate Investment Funds		0	0	0	0	0	0.00	0	0	0	0.00	0	0.00		NA		0			
(d) Foreign Venture Capital Investors		0	0	0	0	0	0.00	0	0	0	0.00	0	0.00		NA		0			
(e) Foreign Portfolio Investors		0	0	0	0	0	0.00	0	0	0	0.00	0	0.00		NA		0			
(f) Financial Institutions/ Banks		0	0	0	0	0	0.00	0	0	0	0.00	0	0.00		NA		0			
(g) Insurance Companies		0	0	0	0	0	0.00	0	0	0	0.00	0	0.00		NA		0			
(h) Provident Funds/ Pension Funds		0	0	0	0	0	0.00	0	0	0	0.00	0	0.00		NA		0			
(i) Any Other (specify)		0	0	0	0	0	0.00	0	0	0	0.00	0	0.00		NA		0			
Sub-Total (B)(1)		0	0	0	0	0	0.00	0	0	0	0.00	0	0.00		NA		0			
(2) Central Government/ State Government(s)/ President of India		0	0	0	0	0	0.00	0	0	0	0.00	0	0.00		NA		0			
Sub-Total (B)(2)		0	0	0	0	0	0.00	0	0	0	0.00	0	0.00		NA		0			
(3) Non-Institutions																				
(a) Individuals -		0	0	0	0	0	0.00	0	0	0	0.00	0	0.00		NA		0			
i. Individual shareholders holding nominal share capital up to Rs. 2 lakhs.		0	0	0	0	0	0.00	0	0	0	0.00	0	0.00		NA		0			
ii. Individual shareholders holding nominal share capital in excess of Rs. 2 lakhs.		0	0	0	0	0	0.00	0	0	0	0.00	0	0.00		NA		0			
(b) NBFCs registered with RBI		0	0	0	0	0	0.00	0	0	0	0.00	0	0.00		NA		0			
(c) Employee Trusts		0	0	0	0	0	0.00	0	0	0	0.00	0	0.00		NA		0			
(d) Overseas Depositories (holding DRs) (balancing figure)		0	0	0	0	0	0.00	0	0	0	0.00	0	0.00		NA		0			
(e) Any Other (specify)		0	0	0	0	0	0.00	0	0	0	0.00	0	0.00		NA		0			
(i) Bodies Corporate		0	0	0	0	0	0.00	0	0	0	0.00	0	0.00		NA		0			
(ii) Clearing Members		0	0	0	0	0	0.00	0	0	0	0.00	0	0.00		NA		0			
(iii) Limited liability Partnership - LLP		0	0	0	0	0	0.00	0	0	0	0.00	0	0.00		NA		0			
(iv) Trusts		0	0	0	0	0	0.00	0	0	0	0.00	0	0.00		NA		0			
(v) Directors & their relatives		0	0	0	0	0	0.00	0	0	0	0.00	0	0.00		NA		0			
(vi) IEPF SUSPENSE ACCOUNT		0	0	0	0	0	0.00	0	0	0	0.00	0	0.00		NA		0			
Sub-Total (B)(3)		0	0	0	0	0	0.00	0	0	0	0.00	0	0.00		NA		0			
Total Public Shareholding		0	0	0	0	0	0.00	0	0	0	0.00	0	0.00		NA		0			
(B) = (B)(1)+(B)(2)+(B)(3)		0	0	0	0	0	0.00	0	0	0	0.00	0	0.00		NA		0			

Details of the shareholders acting as persons in Concert including their Shareholding (No. and %): N.A.

- Note:
- PAN would not be displayed on website of Stock Exchange(s).
 - The above format needs to be disclosed along with the name of following persons: Institutions/Non Institutions holding more than 1% of total number of shares.
 - W.c.t. the information pertaining to Depository Receipts, the same may be disclosed in the respective columns to the extent information available and the balance to be disclosed as held by custodian,



Table IV - Statement showing shareholding pattern of the Non Promoter- Non Public shareholder

Category & Name of the Shareholders	PAN	No. of shareholder	No. of fully paid up equity shares held	Partly paid-up equity shares held	Nos. of shares underlying Depository Receipts	Total nos. shares held	Shareholding % calculated as per SCRA, 1957	Number of Voting Rights held in each class of securities			No. of Shares Underlying Outstanding convertible securities (including Warrants)	Total Shareholding, as a % assuming full conversion of convertible securities (as a percentage of diluted share capital)	Number of Locked In shares		Number of Shares pledged or otherwise encumbered		Number of equity shares held in dematerialized form			
								[IX]					[X]	[XI] = [VII]+[X] as a % of A+B+CZ	[XII]			[XIII]		[XIV] (Not Applicable)
								No of Voting Rights		Total as a % of Total Voting rights					No.	As a % of total Shares held		No. (not applicable)	As a % of total shares held (Not applicable)	
[I]	[II]	[III]	[IV]	[V]	[VI]	[VII] = [IV]+[V]	As a % of [A+B+CZ] [VIII]	Class X	Class Y	Total	[X]	[XI] = [VII]+[X] as a % of A+B+CZ	[a]	[b]	[a]	[b]	[XIV] (Not Applicable)			
(1) Custodian/DR Holder (2) Name of DR Holder (if available) (3) abc,.... (4) cde,....		0	0	0	0	0	0.00	0	0	0	0.00	0	0.00	0	0.00	NA	NA	0		
(1) Employee Benefit Trust (under SEBI (Share based Employees Benefit) Regulations, 2014) (2) Name (abc,....)		0	0	0	0	0	0.00	0	0	0	0.00	0	0.00	0	0.00	0	NA	0		
Total Non-Promoter- Non Public Shareholding [C] = [C](1)+[C](2)		0	0	0	0	0	0.00	0	0	0	0.00	0	0.00	0	0.00	NA	NA	0		

Note
 (1) PAN would not be displayed on website of Stock Exchange(s).
 (2) The above format needs to disclose name of all holders holding more than 1% of total number of shares
 (3) W.r.t. the information pertaining to Depository Receipts, the same may be disclosed in the respective columns to the extent information available.

For Thomas Cook India Limited

 Authorised Signatory

Format of holding of specified securities - As on 31 March 2018 - Post Scheme#

- 1 Name of Entity: TC Forex Services Limited
- 2 Scrip Code : NA / Name of Scrip :NA / Class of Security : Equity
- 3 Share Holding Pattern Prepared under: Reg. 31(1)(b)
 - a. If under 31(1)(b) then indicate the report for Quarter ending:
- 4 **Declaration:** The entity is required to submit the following declaration to the extent of submission of information:-

	Particulars	Yes	No
1	Whether the Entity has issued any partly paid up shares?		No
2	Whether the Entity has issued any Convertible Securities or Warrants?		No
3	Whether the Entity has any shares against which depository receipts are issued?		No
4	Whether the Entity has any shares in locked-in?		No
5	Whether any shares held by promoters are pledge or otherwise encumbered?		No

* If the Entity selects the option 'No' for the questions above, the columns for the partly paid up shares, Outstanding Convertible Securities/Warrants, depository receipts, locked-in shares, No of shares pledged or otherwise encumbered by promoters, as applicable, shall not be displayed at the time of dissemination on the Stock Exchange website. Also wherever there is 'No' declared by Entity in above table the values will be considered as 'Zero' by default on submission of the format of holding of specified securities.

- 5 The tabular format for disclosure of holding of specified securities is as follows:-

#This is not applicable since the company will not remain in existence post the scheme becoming effective

For Thomas Cook (India) Limited



Authorised Signatory

Table I - Summary Statement holding of specified securities

(i)	(ii)	(iii)	(iv)	(v)	(vi)	(vii) = (iv)+(v)+ (vi)	(viii) Shareholding as a % of total no. of shares (calculated as per SCRR, 1957)	(ix)			(x)	(xi) = (vii)+(x) As a % of (A+B+C2)	(xii)		(xiii)		(xiv)			
																		Number of Voting Rights held in each class of securities		
								No of Voting Rights					Total as a % of (A+B+C)	No.	As a % of total Shares held	No.		As a % of total Shares held		
								(ix)	Class eq.V	Total									(a)	(b)
(A)	Promoter & Promoter Group*	0	0	0	0	0	0.00	0	0	0	0.00	0	0.00	0	0.00	0				
(B)	Public	0	0	0	0	0	0.00	0	0	0	0.00	0	0.00	NA		0				
(C)	Non Promoter- Non Public	0	0	0	0	0	0.00	0	0	0	0.00	0	0.00	NA		0				
(C1)	Shares underlying DRs	0	0	0	0	0	0.00	0	0	0	0.00	0	0.00	NA		0				
(C2)	Shares held by Employee Trusts	0	0	0	0	0	0.00	0	0	0	0.00	0	0.00	NA		0				
	Total	0	0	0	0	0	0.00	0	0.00	0	0.00	0	0.00	0	0.00	0				



Table II - Statement showing shareholding pattern of the Promoter and Promoter Group

Category & Name of the Shareholders	PAN	No. of shareholder	No. of fully paid up equity shares held	Partly paid-up equity shares held	Nos. of shares underlying Depository Receipts	Total nos. shares held	Shareholding % calculated as per SCRR, 1957	Number of Voting Rights held in each class of securities			No. of Shares Underlying Outstanding convertible securities (including Warrants)	Shareholding, as a % assuming full conversion of convertible securities (as a percentage of diluted share capital)	Number of Locked In shares		Number of Shares pledged or otherwise encumbered		Number of equity shares held in dematerialized form			
								(IX)					(X)	(XI) = (VII)+(X) as a % of A+B+C2	(XII)			(XIII)		(XIV)
								No of Voting Rights		Total as a % of Total Voting rights					No.	As a % of total Shares held		No.	As a % of total shares held	
(I)	(II)	(III)	(IV)	(V)	(VI)	(VII) = (V)+(VI+VII)	As a % of (A+B+C2) (VIII)	Class Equity	Class NA	Total	(X)	(XI) = (VII)+(X) as a % of A+B+C2	(a)	(b)	(c)	(d)	(XIV)			
(1) Indian		0	0	0	0	0	0.00	0	0	0	0	0	0	0.00	0	0.00	0	0.00	0	
(a) Individuals/Hindu undivided Family		0	0	0	0	0	0.00	0	0	0	0	0	0	0.00	0	0.00	0	0.00	0	
(b) Central Government/ State Government(s)		0	0	0	0	0	0.00	0	0	0	0	0	0	0.00	0	0.00	0	0.00	0	
(c) Financial Institutions/ Banks		0	0	0	0	0	0.00	0	0	0	0	0	0	0.00	0	0.00	0	0.00	0	
(d) Any Other (specify)		0	0	0	0	0	0.00	0	0	0	0	0	0	0.00	0	0.00	0	0.00	0	
(f) Bodies Corporate		0	0	0	0	0	0.00	0	0	0	0	0	0	0.00	0	0.00	0	0.00	0	
Thomas Cook (India) Limited*		0	0	0	0	0	0.00	0	0	0	0	0	0	0.00	0	0.00	0	0.00	0	
Sub-Total (A)[1]		0	0	0	0	0	0.00	0	0	0	0	0	0	0.00	0	0.00	0	0.00	0	
(2) Foreign		0	0	0	0	0	0.00	0	0	0	0	0	0	0.00	0	0.00	0	0.00	0	
(a) Individuals (Non-Resident Individuals/ Foreign Individuals)		0	0	0	0	0	0.00	0	0	0	0	0	0	0.00	0	0.00	0	0.00	0	
(b) Government		0	0	0	0	0	0.00	0	0	0	0	0	0	0.00	0	0.00	0	0.00	0	
(c) Institutions		0	0	0	0	0	0.00	0	0	0	0	0	0	0.00	0	0.00	0	0.00	0	
(d) Foreign Portfolio Investor		0	0	0	0	0	0.00	0	0	0	0	0	0	0.00	0	0.00	0	0.00	0	
(e) Any Other (specify)		0	0	0	0	0	0.00	0	0	0	0	0	0	0.00	0	0.00	0	0.00	0	
(f) Bodies Corporate		0	0	0	0	0	0.00	0	0	0	0	0	0	0.00	0	0.00	0	0.00	0	
Sub-Total (A)[2]		0	0	0	0	0	0.00	0	0	0	0	0	0	0.00	0	0.00	0	0.00	0	
Total Shareholding of Promoter and Promoter Group (A) = (A)[1] + (A)[2]		0	0	0	0	0	0.00	0	0	0	0	0	0	0.00	0	0.00	0	0.00	0	

Details of Shares which remain unclaimed may be given here along with details such as number of shareholders, outstanding shares held in demat/unclaimed suspense account, voting rights which are frozen etc.

Note:
 (1) PAN would not be displayed on website of Stock Exchange(s).
 (2) The term "Encumbrance" has the same meaning as assigned under regulation 28(b) of SEBI (Substantial Acquisition of Shares and Takeovers) Regulations, 2011.



Table III - Statement showing shareholding pattern of the Public shareholder

Category & Name of the Shareholders	PAN	Nos. of shareholder	No. of fully paid up equity shares held	Partly paid-up equity shares held	Nos. of shares underlying Depository Receipts	Total nos. shares held	Shareholding % calculated as per SCRR, 1957	Number of Voting Rights held in each class of securities			No. of Shares Underlying Outstanding convertible securities (Including Warrants)	Total Shareholding, as a % assuming full conversion of convertible securities (as a percentage of diluted share capital)	Number of Locked In shares		Number of Shares pledged or otherwise encumbered		Number of equity shares held in dematerialized form	
								[X]					Total as a % of Total Voting rights	[XII]	[XIII]			
								No of Voting Rights							No. (not applicable)	As a % of total shares held (Not applicable)		
								Class X	Class Y	Total						(a)		(b)
(1) Institutions																		
(a) Mutual Funds/UTI		0	0	0	0	0	0	0	0	0	0	0	0	0	0	0	0	
(b) Venture Capital Funds		0	0	0	0	0	0	0	0	0	0	0	0	0	0	0	0	
(c) Alternate Investment Funds		0	0	0	0	0	0	0	0	0	0	0	0	0	0	0	0	
(d) Foreign Venture Capital Investors		0	0	0	0	0	0	0	0	0	0	0	0	0	0	0	0	
(e) Foreign Portfolio Investors		0	0	0	0	0	0	0	0	0	0	0	0	0	0	0	0	
(f) Financial Institutions/ Banks		0	0	0	0	0	0	0	0	0	0	0	0	0	0	0	0	
(g) Insurance Companies		0	0	0	0	0	0	0	0	0	0	0	0	0	0	0	0	
(h) Provident Funds/ Pension Funds		0	0	0	0	0	0	0	0	0	0	0	0	0	0	0	0	
(i) Any Other (specify)		0	0	0	0	0	0	0	0	0	0	0	0	0	0	0	0	
Sub-Total (B)(1)		0	0	0	0	0	0	0	0	0	0	0	0	0	0	0	0	
(2) Central Government/ State Government(s)/ President of India		0	0	0	0	0	0	0	0	0	0	0	0	0	0	0	0	
Sub-Total (B)(2)		0	0	0	0	0	0	0	0	0	0	0	0	0	0	0	0	
(3) Non-institutions																		
(a) Individuals -		0	0	0	0	0	0	0	0	0	0	0	0	0	0	0	0	
I. Individual shareholders holding nominal share capital up to Rs. 2 lakhs.		0	0	0	0	0	0	0	0	0	0	0	0	0	0	0	0	
II. Individual shareholders holding nominal share capital in excess of Rs. 2 lakhs.		0	0	0	0	0	0	0	0	0	0	0	0	0	0	0	0	
(b) NBFCs registered with RBI		0	0	0	0	0	0	0	0	0	0	0	0	0	0	0	0	
(c) Employee Trusts		0	0	0	0	0	0	0	0	0	0	0	0	0	0	0	0	
(d) Overseas Depositories (holding DIs) (balancing figure)		0	0	0	0	0	0	0	0	0	0	0	0	0	0	0	0	
(e) Any Other (specify)		0	0	0	0	0	0	0	0	0	0	0	0	0	0	0	0	
(i) Bodies Corporate		0	0	0	0	0	0	0	0	0	0	0	0	0	0	0	0	
(ii) Clearing Members		0	0	0	0	0	0	0	0	0	0	0	0	0	0	0	0	
(iii) Limited Liability Partnership - LLP		0	0	0	0	0	0	0	0	0	0	0	0	0	0	0	0	
(iv) Trusts		0	0	0	0	0	0	0	0	0	0	0	0	0	0	0	0	
(v) Directors & their relatives		0	0	0	0	0	0	0	0	0	0	0	0	0	0	0	0	
(vi) IEPF SUSPENSE ACCOUNT		0	0	0	0	0	0	0	0	0	0	0	0	0	0	0	0	
Sub-Total (B)(3)		0	0	0	0	0	0	0	0	0	0	0	0	0	0	0	0	
Total Public Shareholding		0	0	0	0	0	0	0	0	0	0	0	0	0	0	0	0	
(B) = (B)(1)+(B)(2)+(B)(3)		0	0	0	0	0	0	0	0	0	0	0	0	0	0	0	0	

Details of the shareholders acting as persons in Concert including their Shareholding (No. and %): N.A.

Notes:


- (1) PAN would not be displayed on website of Stock Exchange(s).
- (2) The above format needs to be disclosed along with the name of following persons: Institutions/Non Institutions holding more than 3% of total number of shares.
- (3) W.r.t. the information pertaining to Depository Receipts, the same may be disclosed in the respective columns to the extent information available and the balance to be disclosed as held by custodian.



Table IV - Statement showing shareholding pattern of the Non Promoter- Non Public shareholder

	Category & Name of the Shareholders	PAN	No. of shareholder	No. of fully paid up equity shares held	Partly paid-up equity shares held	Nos. of shares underlying Depository Receipts	Total nos. shares held	Shareholding % calculated as per SCRR, 1957	Number of Voting Rights held in each class of securities			No. of Shares Underlying Outstanding convertible securities (including Warrants)	Total Shareholding, as a % assuming full conversion of convertible securities (as a percentage of diluted share capital)	Number of Locked in shares		Number of Shares pledged or otherwise encumbered		Number of equity shares held in dematerialized form			
									(IX)					(X)	(XI) = (VII)+(X) as a % of A+B+C2	(XII)			(XIII)		(XIV) (Not Applicable)
									No of Voting Rights							No.	As a % of total Shares held		No. (not appli-cable)	As a % of total shares held (Not applicable)	
									Class X	Class Y	Total										
(1)	Custodian/DR Holder		0	0	0	0	0	0.00	0	0	0	0.00	0	0.00	0	0	0	0			
(a)	Name of DR Holder (if available)																				
(i)	abc,...																				
(ii)	def,...																				
(2)	Employee Benefit Trust (under SEBI (Share based Employee Benefit) Regulations, 2014)		0	0	0	0	0	0.00	0	0	0	0.00	0	0.00	0	0	0	0			
(a)	Name abc...																				
Total Non-Promoter- Non Public Shareholding (C) = (C)(1)+(C)(2)			0	0	0	0	0	0.00	0	0	0	0.00	0	0.00	0	0	0	0			

Note
 (1) PAN would not be displayed on website of Stock Exchange(s).
 (2) The above format needs to disclose name of all holders holding more than 1% of total number of shares
 (3) W.r.t. the information pertaining to Depository Receipts, the same may be disclosed in the respective columns to the extent information available,

For Thomas Cook India Limited

 Authorised Signatory

Format of holding of specified securities - As 31 March 2018 - Pre Scheme

- 1 Name of Entity: TC Travel And Services Limited
- 2 Scrip Code : NA / Name of Scrip : NA / Class of Security : Equity
- 3 Share Holding Pattern Filed under: Reg. Reg. 31(1)(b)
 - a. If under 31(1)(b) then indicate the report for Quarter ending
- 4 Declaration: The entity is required to submit the following declaration to the extent of submission of information:-

	Particulars	Yes*	No*
1	Whether the Entity has issued any partly paid up shares?		No
2	Whether the Entity has issued any Convertible Securities or Warrants?		No
3	Whether the Entity has any shares against which depository receipts are issued?		No
4	Whether the Entity has any shares in locked-in?		No
5	Whether any shares held by promoters are pledge or otherwise encumbered?		No

* If the Entity selects the option 'No' for the questions above, the columns for the partly paid up shares, Outstanding Convertible Securities/Warrants, depository receipts, locked-in shares, No of shares pledged or otherwise encumbered by promoters, as applicable, shall not be displayed at the time of dissemination on the Stock Exchange website. Also wherever there is 'No' declared by Entity in above table the values will be considered as 'Zero' by default on submission of the format of holding of specified securities.

- 5 The tabular format for disclosure of holding of specified securities is as follows:-

For Thomas Cook (India) Limited


 Authorised Signatory

Table I - Summary Statement holding of specified securities

Category	Category of shareholder	Nos. of shareholders	No. of fully paid up equity shares held	No. of Partly paid-up equity shares held	No. of shares underlying Depository Receipts	Total nos. shares held	Shareholding as a % of total no. of shares (calculated as per SCRR, 1957)	Number of Voting Rights held in each class of securities			No. of Shares Underlying Outstanding convertible securities (including Warrants)	Shareholding, as a % assuming full conversion of convertible securities (as a percentage of diluted share capital)	Number of Locked in shares		Number of Shares pledged or otherwise encumbered		Number of equity shares held in dematerialized form			
								(IX)					(X)	(XI)= (VII)+(X)	(XII)			(XIV)		
								No of Voting Rights		Total as a % of (A+B+C)					No.	As a % of total Shares held			No.	As a % of total Shares held
								(IX)	Class Category											
(A)	Promoter & Promoter Group *	7	25000000	0	0	25000000	100.00	25000000	0	25000000	100.00	0	100.00	0	0.00	0	0.00	0		
(B)	Public	0	0	0	0	0	0.00	0	0	0	0.00	0	0.00	0	0.00	NA		0		
(C)	Non Promoter- Non Public	0	0	0	0	0	0.00	0	0	0	0.00	0	0.00	0	0.00	NA		0		
(C1)	Shares underlying DRs	0	0	0	0	0	0.00	0	0	0	0.00	0	0.00	0	0.00	NA		0		
(C2)	Shares held by Employee Trusts	0	0	0	0	0	0.00	0	0	0	0.00	0	0.00	0	0.00	NA		0		
	Total	7	25000000	0	0	25000000	100.00	25000000	0.00	25000000	100.00	0	100.00	0	0.00	0	0.00	0		

* Includes 6 nominee shareholders holding total 6 equity shares on behalf of TC Tours Limited



Table II - Statement showing shareholding pattern of the Promoter and Promoter Group

Category & Name of the Shareholders	PAN	No. of shareholder	No. of fully paid up equity shares held	Partly paid-up equity shares held	Nos. of shares underlying Depository Receipts	Total nos. shares held (VII = IV+V+VI)	Shareholding % calculated as per SCRR, 1957 As a % of (A+B+C2) (VIII)	Number of Voting Rights held in each class of securities			No. of Shares Underlying Outstanding convertible securities (including Warrants)	Shareholding, as a % assuming full conversion of convertible securities (as a percentage of diluted share capital) (XI) = (VII)+(X) as a % of A+B+C2	Number of Locked In shares		Number of Shares pledged or otherwise encumbered		Number of equity shares held in dematerialized form (XIV)	
								(IX)					Total as a % of Total Voting rights	(XII)		(XIII)		
								No of Voting Rights						No.	As a % of total shares held	No.		As a % of total shares held
								Class Equity	Class NA	Total								
(1) Indian		0	0	0	0	0	0.00	0	0	0	0.00	0	0	0	0.00	0		
(a) Individuals/Hindu undivided Family		0	0	0	0	0	0.00	0	0	0	0.00	0	0	0	0.00	0		
(b) Central Government/ State Government(s)		0	0	0	0	0	0.00	0	0	0	0.00	0	0	0	0.00	0		
(c) Financial Institutions/ Banks		0	0	0	0	0	0.00	0	0	0	0.00	0	0	0	0.00	0		
(d) Any Other (specify)		0	0	0	0	0	0.00	0	0	0	0.00	0	0	0	0.00	0		
(i) Bodies Corporate* TC Tours Limited (Formerly known as Thomas Cook Tours Limited)	AABCT5333R	7	25000000	0	0	25000000	100.00	25000000	0	25000000	100.00	0	0.00	0	0.00	0		
Sub-Total (A)[1]		7	25000000	0	0	25000000	100	25000000	0	25000000	100	0	0	0	0	0		
(2) Foreign		0	0	0	0	0	0.00	0	0	0	0.00	0	0	0	0.00	0		
(a) Individuals (Non-Resident Individuals/ Foreign Individual(s))		0	0	0	0	0	0.00	0	0	0	0.00	0	0	0	0.00	0		
(b) Government		0	0	0	0	0	0.00	0	0	0	0.00	0	0	0	0.00	0		
(c) Institutions		0	0	0	0	0	0.00	0	0	0	0.00	0	0	0	0.00	0		
(d) Foreign Portfolio Investor		0	0	0	0	0	0.00	0	0	0	0.00	0	0	0	0.00	0		
(e) Any Other (specify)		0	0	0	0	0	0.00	0	0	0	0.00	0	0	0	0.00	0		
(i) Bodies Corporate		0	0	0	0	0	0.00	0	0	0	0.00	0	0	0	0.00	0		
Sub-Total (A)[2]		0	0	0	0	0	0.00	0	0	0	0.00	0	0	0	0.00	0		
Total Shareholding of Promoter and Promoter Group (A) = (A)[1]+(A)[2]		7	25000000	0	0	25000000	100.00	25000000	0	25000000	100.00	0	0.00	0	0.00	0		

Note:

- (1) PAN would not be displayed on website of Stock Exchange(s).
- (2) The term "Encumbrance" has the same meaning as assigned under regulation 28(3) of SEBI (Substantial Acquisition of Shares and Takeovers) Regulations, 2011.

* Includes 6 nominee shareholders holding total 6 equity shares on behalf of TC Tours Limited



Table III - Statement showing shareholding pattern of the Public shareholder

Category & Name of the Shareholders	PAN	Nos. of shareholder	No. of fully paid up equity shares held	Partly paid-up equity shares held	Nos. of shares underlying Depository Receipts	Total nos. shares held	Shareholding % calculated as per SCRR, 1957	Number of Voting Rights held in each class of securities			No. of Shares Underlying Outstanding convertible securities (including Warrants)	Total Shareholding, as a % assuming full conversion of convertible securities (as a percentage of diluted share capital)	Number of Locked In shares	Number of Shares pledged or otherwise encumbered		Number of equity shares held in dematerialized form			
								(IX)						(X)	(XI) = (VII)+(X) as a % of A+B+C2		(XII)		(XIV)
								No of Voting Rights									Total as a % of Total Voting rights	No. (not applicable)	
(I)	(II)	(III)	(IV)	(V)	(VI)	(VII) = (IV)+V+(VI)	As a % of (A+B+C2) (VIII)	Class X	Class Y	Total	(X)	(XI) = (VII)+(X) as a % of A+B+C2	(XII) No.	(XII) As a % of total Shares held	(XIII) No. (not applicable)	(XIII) As a % of total shares held (Not applicable)			(XIV)
(1) Institutions																			
(a) Mutual Funds/UTI		0	0	0	0	0	0.00	0	0	0	0.00	0.00	0	0.00	0	NA	0	0	
(b) Venture Capital Funds		0	0	0	0	0	0.00	0	0	0	0.00	0.00	0	0.00	0	NA	0	0	
(c) Alternate Investment Funds		0	0	0	0	0	0.00	0	0	0	0.00	0.00	0	0.00	0	NA	0	0	
(d) Foreign Venture Capital Investors		0	0	0	0	0	0.00	0	0	0	0.00	0.00	0	0.00	0	NA	0	0	
(e) Foreign Portfolio Investors		0	0	0	0	0	0.00	0	0	0	0.00	0.00	0	0.00	0	NA	0	0	
(f) Financial Institutions/ Banks		0	0	0	0	0	0.00	0	0	0	0.00	0.00	0	0.00	0	NA	0	0	
(g) Insurance Companies		0	0	0	0	0	0.00	0	0	0	0.00	0.00	0	0.00	0	NA	0	0	
(h) Provident Funds/ Pension Funds		0	0	0	0	0	0.00	0	0	0	0.00	0.00	0	0.00	0	NA	0	0	
(i) Any Other (specify)		0	0	0	0	0	0.00	0	0	0	0.00	0.00	0	0.00	0	NA	0	0	
Sub-Total (B)(1)		0	0	0	0	0	0.00	0	0	0	0.00	0.00	0	0.00	0	NA	0	0	
(2) Central Government/ State Government(s)/ President of India		0	0	0	0	0	0.00	0	0	0	0.00	0.00	0	0.00	0	NA	0	0	
Sub-Total (B)(2)		0	0	0	0	0	0.00	0	0	0	0.00	0.00	0	0.00	0	NA	0	0	
(3) Non-Institutions Individuals -		0	0	0	0	0	0.00	0	0	0	0.00	0.00	0	0.00	0	NA	0	0	
(a) I. Individual shareholders holding nominal share capital up to Rs. 2 lakhs.		0	0	0	0	0	0.00	0	0	0	0.00	0.00	0	0.00	0	NA	0	0	
II. Individual shareholders holding nominal share capital in excess of Rs. 2 lakhs.		0	0	0	0	0	0.00	0	0	0	0.00	0.00	0	0.00	0	NA	0	0	
(b) NBFCs registered with RBI		0	0	0	0	0	0.00	0	0	0	0.00	0.00	0	0.00	0	NA	0	0	
(c) Employee Trusts		0	0	0	0	0	0.00	0	0	0	0.00	0.00	0	0.00	0	NA	0	0	
(d) Overseas Depositories (holding DRs) (balancing figure)		0	0	0	0	0	0.00	0	0	0	0.00	0.00	0	0.00	0	NA	0	0	
(e) Any Other (specify)		0	0	0	0	0	0.00	0	0	0	0.00	0.00	0	0.00	0	NA	0	0	
(i) Bodies Corporate		0	0	0	0	0	0.00	0	0	0	0.00	0.00	0	0.00	0	NA	0	0	
(ii) Clearing Members		0	0	0	0	0	0.00	0	0	0	0.00	0.00	0	0.00	0	NA	0	0	
(iii) Limited Liability Partnership - LLP		0	0	0	0	0	0.00	0	0	0	0.00	0.00	0	0.00	0	NA	0	0	
(iv) Trusts		0	0	0	0	0	0.00	0	0	0	0.00	0.00	0	0.00	0	NA	0	0	
(v) Directors & their relatives		0	0	0	0	0	0.00	0	0	0	0.00	0.00	0	0.00	0	NA	0	0	
(vi) IEPF SUSPENSE ACCOUNT		0	0	0	0	0	0.00	0	0	0	0.00	0.00	0	0.00	0	NA	0	0	
Sub-Total (B)(3)		0	0	0	0	0	0.00	0	0	0	0.00	0.00	0	0.00	0	NA	0	0	
Total Public Shareholding (B) = (B)(1)+(B)(2)+(B)(3)		0	0	0	0	0	0.00	0	0	0	0.00	0.00	0	0.00	0	NA	0	0	

Details of the shareholders acting as persons in Concert including their Shareholding (No. and %): N.A.

Note:
 (1) PAN would not be displayed on website of Stock Exchange(s).
 (2) The above format needs to be disclosed along with the name of following persons: institutions/Non Institutions holding more than 1% of total number of shares.
 (3) W.r.t. the information pertaining to Depository Receipts, the same may be disclosed in the respective columns to the extent information available and the balance to be disclosed as held by custodian.



Table IV - Statement showing shareholding pattern of the Non Promoter- Non Public shareholder

	Category & Name of the Shareholders	PAN	No. of shareholder	No. of fully paid up equity shares held	Partly paid-up equity shares held	Nos. of shares underlying Depository Receipts	Total nos. shares held	Shareholding % calculated as per SCRR, 1957	Number of Voting Rights held in each class of securities			No. of Shares Underlying Outstanding convertible securities (Including Warrants)	Total Shareholding, as a % assuming full conversion of convertible securities (as a percentage of diluted share capital)	Number of Locked in shares		Number of Shares pledged or otherwise encumbered		Number of equity shares held in dematerialized form			
									(IX)					(X)	(XI) = (VII)+(X) as a % of A+B+C2	(XII)			(XIII)		(XIV) (Not Applicable)
									No of Voting Rights		Total as a % of Total Voting rights					No.	As a % of total Shares held		No. (not applicable)	As a % of total shares held (Not applicable)	
(I)	(II)	(III)	(IV)	(V)	(VI)	(VII) = IV+V+VI	As a % of (A+B+C2) (VIII)	Class X	Class Y	Total	(X)	(XI) = (VII)+(X) as a % of A+B+C2	(a)	(b)	(a)	(b)	(XIV)				
(1)	Custodian/DR Holder		0	0	0	0	0.00	0	0	0	0	0.00	0	0.00	0	0.00	NA	NA	0		
(a)	Name of DR Holder (if available)																NA	NA	NA		
(i)	abc...																				
(ii)	efg...																				
(2)	Employee Benefit Trust (under SEBI (Share based Employee Benefit) Regulations, 2014)		0	0	0	0	0.00	0	0	0	0	0.00	0	0.00	0	0.00	0	NA	0		
(a)	Name (abc...)																	NA	NA		
Total Non-Promoter- Non Public Shareholding (C) = (C)(1)+(C)(2)			0	0	0	0	0.00	0	0	0	0	0.00	0	0.00	0	0.00	NA	NA	0		

Note
 (1) PAN would not be displayed on website of Stock Exchange(s).
 (2) The above format needs to disclose name of all holders holding more than 1% of total number of shares
 (3) W.r.t. the information pertaining to Depository Receipts, the same may be disclosed in the respective columns to the extent information available.

For Thomas Cook (India) Limited

S. J. Parekh
 Authorised Signatory

Format of holding of specified securities - As 31 March 2018 - Post Scheme#

- 1 Name of Entity: **TC Travel And Services Limited**
- 2 Scrip Code : NA / Name of Scrip : NA / Class of Security : **Equity**
- 3 Share Holding Pattern Filed under: Reg. Reg. 31(1)(b)
 - a. If under 31(1)(b) then indicate the report for Quarter ending
- 4 Declaration: The entity is required to submit the following declaration to the extent of submission of information:-

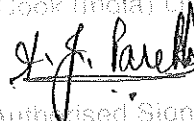
	Particulars	Yes*	No*
1	Whether the Entity has issued any partly paid up shares?		No
2	Whether the Entity has issued any Convertible Securities or Warrants?		No
3	Whether the Entity has any shares against which depository receipts are issued?		No
4	Whether the Entity has any shares in locked-in?		No
5	Whether any shares held by promoters are pledge or otherwise encumbered?		No

* If the Entity selects the option 'No' for the questions above, the columns for the partly paid up shares, Outstanding Convertible Securities/Warrants, depository receipts, locked-in shares, No of shares pledged or otherwise encumbered by promoters, as applicable, shall not be displayed at the time of dissemination on the Stock Exchange website. Also wherever there is 'No' declared by Entity in above table the values will be considered as 'Zero' by default on submission of the format of holding of specified securities.

- 5 The tabular format for disclosure of holding of specified securities is as follows:-

#This is not applicable since the company will not remain in existence post the scheme becoming effective

For Thomas Cook (India) Limited



Authorised Signatory

Table I - Summary Statement holding of specified securities

Category	Category of shareholder	Nos. of shareholders	No. of fully paid up equity shares held	No. of Partly paid-up equity shares held	No. of shares underlying Depository Receipts	Total nos. shares held	Shareholding as a % of total no. of shares (calculated as per SCRR, 1957)	Number of Voting Rights held in each class of securities				No. of Shares Underlying Outstanding convertible securities (including Warrants)	Shareholding, as a % assuming full conversion of convertible securities (as a percentage of diluted share capital)	Number of Locked in shares		Number of Shares pledged or otherwise encumbered		Number of equity shares held in dematerialized form		
								[X]						[X]	[XI]= (VII)+(X) As a % of (A+B+C2)	[XII]			[XIII]	
								No of Voting Rights			Total as a % of (A+B+C)					No.	As a % of total Shares held		No.	As a % of total Shares held
								[IX]	Class every	Total										
[A]	Promoter & Promoter Group *	0	0	0	0	0	0.00	0	0	0	0	0	0	0	0	0.00	0			
[B]	Public	0	0	0	0	0	0.00	0	0	0	0	0	0	0	0	NA	0			
[C]	Non Promoter- Non Public	0	0	0	0	0	0.00	0	0	0	0	0	0	0	0	NA	0			
[C1]	Shares underlying DRs	0	0	0	0	0	0.00	0	0	0	0	0	0	0	0	NA	0			
[C2]	Shares held by Employee Trusts	0	0	0	0	0	0.00	0	0	0	0	0	0	0	0	NA	0			
	Total	0	0	0	0	0	0.00	0	0.00	0	0	0	0	0	0	0.00	0			



Table II - Statement showing shareholding pattern of the Promoter and Promoter Group

	Category & Name of the Shareholders	PAN	No. of shareholder	No. of fully paid up equity shares held	Partly paid-up equity shares held	Nos. of shares underlying Depository Receipts	Total nos. shares held	Shareholding % calculated as per SCRR, 1957	Number of Voting Rights held in each class of securities			No. of Shares Underlying Outstanding convertible securities (including Warrants)	Shareholding, as a % assuming full conversion of convertible securities (as a percentage of diluted share capital)	Number of Locked in shares		Number of Shares pledged or otherwise encumbered		Number of equity shares held in dematerialized form			
									(IX)					(X)	(XI) = (VII)+(X) as a % of A+B+C2	(XII)			(XIII)		
									No of Voting Rights							Total as a % of Total Voting rights	No.		As a % of total Shares held	No.	As a % of total shares held
									Class Equity	Class NA	Total										
(1)	Indian		0	0	0	0	0	0.00	0	0	0	0	0	0	0	0	0	0			
(a)	Individuals/Hindu undivided Family		0.00	0.00	0.00	0.00	0.00	0.00	0.00	0.00	0.00	0.00	0.00	0.00	0.00	0.00	0.00	0.00			
(b)	Central Government/ State Government(s)		0.00	0.00	0.00	0.00	0.00	0.00	0.00	0.00	0.00	0.00	0.00	0.00	0.00	0.00	0.00	0.00			
(c)	Financial Institutions/ Banks		0.00	0.00	0.00	0.00	0.00	0.00	0.00	0.00	0.00	0.00	0.00	0.00	0.00	0.00	0.00	0.00			
(d)	Any Other (specify)		0.00	0.00	0.00	0.00	0.00	0.00	0.00	0.00	0.00	0.00	0.00	0.00	0.00	0.00	0.00	0.00			
(i)	Bodies Corporate		0.00	0.00	0.00	0.00	0.00	0.00	0.00	0.00	0.00	0.00	0.00	0.00	0.00	0.00	0.00	0.00			
	Thomas Cook (India) Limited																				
	Sub-Total (A)(1)		0.00	0.00	0.00	0.00	0.00	0.00	0.00	0.00	0.00	0.00	0.00	0.00	0.00	0.00	0.00	0.00			
(2)	Foreign																				
(a)	Individuals (Non-Resident Individuals/ Foreign Individuals)		0.00	0.00	0.00	0.00	0.00	0.00	0.00	0.00	0.00	0.00	0.00	0.00	0.00	0.00	0.00	0.00			
(b)	Government		0.00	0.00	0.00	0.00	0.00	0.00	0.00	0.00	0.00	0.00	0.00	0.00	0.00	0.00	0.00	0.00			
(c)	Institutions		0.00	0.00	0.00	0.00	0.00	0.00	0.00	0.00	0.00	0.00	0.00	0.00	0.00	0.00	0.00	0.00			
(d)	Foreign Portfolio Investor		0.00	0.00	0.00	0.00	0.00	0.00	0.00	0.00	0.00	0.00	0.00	0.00	0.00	0.00	0.00	0.00			
(e)	Any Other (specify)		0.00	0.00	0.00	0.00	0.00	0.00	0.00	0.00	0.00	0.00	0.00	0.00	0.00	0.00	0.00	0.00			
(f)	Bodies Corporate		0.00	0.00	0.00	0.00	0.00	0.00	0.00	0.00	0.00	0.00	0.00	0.00	0.00	0.00	0.00	0.00			
	Sub-Total (A)(2)		0.00	0.00	0.00	0.00	0.00	0.00	0.00	0.00	0.00	0.00	0.00	0.00	0.00	0.00	0.00	0.00			
	Total Shareholding of Promoter and Promoter Group (A)= (A)(1)+(A)(2)		0.00	0.00	0.00	0.00	0.00	0.00	0.00	0.00	0.00	0.00	0.00	0.00	0.00	0.00	0.00	0.00			

Note:

(1) PAN would not be displayed on website of Stock Exchange(s).

(2) The term "Encumbrance" has the same meaning as assigned under regulation 28(3) of SEBI (Substantial Acquisition of Shares and Takeovers) Regulations, 2011.




Table III - Statement showing shareholding pattern of the Public shareholder

Category & Name of the Shareholders	PAN	Nos. of shareholder	No. of fully paid up equity shares held	Partly paid-up equity shares held	Nos. of shares underlying Depository Receipts	Total nos. shares held	Shareholding % calculated as per SCRR, 1957	Number of Voting Rights held in each class of securities			No. of Shares Underlying Outstanding convertible securities (Including Warrants)	Total Shareholding, as a % assuming full conversion of convertible securities (as a percentage of diluted share capital)	Number of Locked In shares	Number of Shares pledged or otherwise encumbered		Number of equity shares held in dematerialized form					
								(IX)						(X)	(XI) = (VII)+(X) as a % of A+B+C2		(XII)		(XIII)		
								No of Voting Rights		Total as a % of Total Voting rights							No.	As a % of total Shares held		No. (not applicable)	As a % of total shares held (Not applicable)
								Class X	Class Y												
(1) Institutions																					
(a) Mutual Funds/UTI		0	0	0	0	0	0	0	0	0	0	0	0	0	0	0	0	0			
(b) Venture Capital Funds		0	0	0	0	0	0	0	0	0	0	0	0	0	0	0	0	0			
(c) Alternate Investment Funds		0	0	0	0	0	0	0	0	0	0	0	0	0	0	0	0	0			
(d) Foreign Venture Capital Investors		0	0	0	0	0	0	0	0	0	0	0	0	0	0	0	0	0			
(e) Foreign Portfolio Investors		0	0	0	0	0	0	0	0	0	0	0	0	0	0	0	0	0			
(f) Financial Institutions/ Banks		0	0	0	0	0	0	0	0	0	0	0	0	0	0	0	0	0			
(g) Insurance Companies		0	0	0	0	0	0	0	0	0	0	0	0	0	0	0	0	0			
(h) Provident Funds/ Pension Funds		0	0	0	0	0	0	0	0	0	0	0	0	0	0	0	0	0			
(i) Any Other (specify)		0	0	0	0	0	0	0	0	0	0	0	0	0	0	0	0	0			
Sub-Total (B)(1)		0	0	0	0	0	0	0	0	0	0	0	0	0	0	0	0	0			
(2) Central Government/ State Government(s)/ President of India		0	0	0	0	0	0	0	0	0	0	0	0	0	0	0	0	0			
Sub-Total (B)(2)		0	0	0	0	0	0	0	0	0	0	0	0	0	0	0	0	0			
(3) Non-institutions																					
(a) Individuals -		0	0	0	0	0	0	0	0	0	0	0	0	0	0	0	0	0			
i. Individual shareholders holding nominal share capital up to Rs. 2 lakhs.		0	0	0	0	0	0	0	0	0	0	0	0	0	0	0	0	0			
ii. Individual shareholders holding nominal share capital in excess of Rs. 2 lakhs.		0	0	0	0	0	0	0	0	0	0	0	0	0	0	0	0	0			
(b) NBFCs registered with RBI		0	0	0	0	0	0	0	0	0	0	0	0	0	0	0	0	0			
(c) Employee Trusts		0	0	0	0	0	0	0	0	0	0	0	0	0	0	0	0	0			
(d) Overseas Depositories (holding DRs)		0	0	0	0	0	0	0	0	0	0	0	0	0	0	0	0	0			
(e) (balancing figure)		0	0	0	0	0	0	0	0	0	0	0	0	0	0	0	0	0			
(f) Any Other (specify)		0	0	0	0	0	0	0	0	0	0	0	0	0	0	0	0	0			
(i) Bodies Corporate		0	0	0	0	0	0	0	0	0	0	0	0	0	0	0	0	0			
(ii) Clearing Members		0	0	0	0	0	0	0	0	0	0	0	0	0	0	0	0	0			
(iii) Limited Liability Partnership - LLP		0	0	0	0	0	0	0	0	0	0	0	0	0	0	0	0	0			
(iv) Trusts		0	0	0	0	0	0	0	0	0	0	0	0	0	0	0	0	0			
(v) Directors & their relatives		0	0	0	0	0	0	0	0	0	0	0	0	0	0	0	0	0			
(vi) IEPF SUSPENSE ACCOUNT		0	0	0	0	0	0	0	0	0	0	0	0	0	0	0	0	0			
Sub-Total (B)(3)		0	0	0	0	0	0	0	0	0	0	0	0	0	0	0	0	0			
Total Public Shareholding		0	0	0	0	0	0	0	0	0	0	0	0	0	0	0	0	0			
(B) = (B)(1)+(B)(2)+(B)(3)		0	0	0	0	0	0	0	0	0	0	0	0	0	0	0	0	0			

Details of the shareholders acting as persons in Concert including their Shareholding (No. and %): N/A.

Note:

- PAN would not be displayed on website of Stock Exchange(s).
- The above format needs to be disclosed along with the name of following persons: Institutions/Non Institutions holding more than 1% of total number of shares.
- W.r.t. the information pertaining to Depository Receipts, the same may be disclosed in the respective columns to the extent information available and the balance to be disclosed as held by custodian.



Table IV - Statement showing shareholding pattern of the Non Promoter- Non Public shareholder

Category & Name of the Shareholders	PAN	No. of shareholder	No. of fully paid up equity shares held	Partly paid-up equity shares held	Nos. of shares underlying Depository Receipts	Total nos. shares held	Shareholding % calculated as per SCRR, 1957	Number of Voting Rights held in each class of securities			No. of Shares Underlying Outstanding convertible securities (including Warrants)	Total Shareholding, as a % assuming full conversion of convertible securities (as a percentage of diluted share capital)	Number of Locked In shares		Number of Shares pledged or otherwise encumbered		Number of equity shares held in dematerialized form				
								(IX)					(X)	(XI) = (VII)+(X) as a % of A+B+C2	(XII)			(XIII)		(XIV) (Not Applicable)	
								No of Voting Rights							Total as a % of Total Voting rights	No.		As a % of total Shares held	No. (not appli-cable)		As a % of total shares held (Not applicable)
								Class X	Class Y	Total											
(1) Custodian/DR Holder (a) Name of DR Holder (if available) (i) abc,.... (ii) c/f,....		0	0	0	0	0	0.00	0	0	0	0.00	0	0.00			0					
(2) Employee Benefit Trust (under SEBI (Share based Employee Benefit) Regulations, 2014) (a) Name (abc,....)		0	0	0	0	0	0.00	0	0	0	0.00	0	0.00	0	0.00	0					
Total Non-Promoter- Non Public Shareholding (C) = (C1)+(C2)		0	0	0	0	0	0.00	0	0	0	0.00	0	0.00		NA	0					

Note
 (1) PAN would not be displayed on website of Stock Exchange(s).
 (2) The above format needs to disclose name of all holders holding more than 1% of total number of shares
 (3) W.r.t. the information pertaining to Depository Receipts, the same may be disclosed in the respective columns to the extent information available.

For Thomas Cook (India) Limited

 A. J. Parekh
 Authorized Signatory

Format of holding of specified securities - As on 31 March 2018

- 1 Name of Entity: SOTC Travel Management Private Limited
- 2 Scrip Code : N.A / Name of Scrip : N.A / Class of Security : Equity
- 3 Share Holding Pattern Filed under: Reg. Reg. 31(1)(b)
 - a. If under 31(1)(b) then indicate the report for Quarter ending:
- 4 **Declaration:** The entity is required to submit the following declaration to the extent of submission of information:-

	Particulars	Yes*	No*
1	Whether the Entity has issued any partly paid up shares?		No
2	Whether the Entity has issued any Convertible Securities or Warrants?		No
3	Whether the Entity has any shares against which depository receipts are issued?		No
4	Whether the Entity has any shares in locked-in?		No
5	Whether any shares held by promoters are pledge or otherwise encumbered?		No

* If the Entity selects the option 'No' for the questions above, the columns for the partly paid up shares, Outstanding Convertible Securities/Warrants, depository receipts, locked-in shares, No of shares pledged or otherwise encumbered by promoters, as applicable, shall not be displayed at the time of dissemination on the Stock Exchange website. Also wherever there is 'No' declared by Entity in above table the values will be considered as 'Zero' by default on submission of the format of holding of specified securities.

- 5 The tabular format for disclosure of holding of specified securities is as follows:-

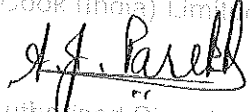
For Thomas Cook (India) Limited

 Authorised Signatory

Table I - Summary Statement holding of specified securities

Category	Category of shareholder	Nos. of shareholders	No. of fully paid up equity shares held	No. of Partly paid-up equity shares held	No. of shares underlying Depository Receipts	Total nos. shares held	Shareholding as a % of total no. of shares (calculated as per SCRR, 1957)	Number of Voting Rights held in each class of securities			No. of Shares Underlying Outstanding convertible securities (including Warrants)	Shareholding, as a % assuming full conversion of convertible securities (as a percentage of diluted share capital)	Number of Locked In shares		Number of Shares pledged or otherwise encumbered		Number of equity shares held in dematerialized form											
													(XII)		(XIII)													
								(I)	(II)	(III)			(IV)	(V)	(VI)	(VII) = (IV)+(V)+(VI)		(VIII) As a % of (A+B+C2)	(IX)			(X)	(XI) = (VII)+(X) As a % of (A+B+C2)	No.	As a % of total Shares held	No.	As a % of total Shares held	(XIV)
																			(IX)	Class	Total			(a)	(b)	(a)	(b)	
(A)	Promoter & Promoter Group *	7	10000	0	0	10000	100.00	10000	0	10000	100.00	0	100.00	0	0.00	0	0.00	0										
(B)	Public	0	0	0	0	0	0.00	0	0	0	0.00	0	0.00	0	0.00	NA		0										
(C)	Non Promoter- Non Public	0	0	0	0	0	0.00	0	0	0	0.00	0	0.00	0	0.00	NA		0										
(C1)	Shares underlying DRs	0	0	0	0	0	0.00	0	0	0	0.00	0	0.00	0	0.00	NA		0										
(C2)	Shares held by Employee Trusts	0	0	0	0	0	0.00	0	0	0	0.00	0	0.00	0	0.00	NA		0										
	Total	7	10000	0	0	10000	100.00	10000	0.00	10000	100.00	0	100.00	0	0.00	0	0.00	0										

* Includes 6 nominee shareholders holding total 6 equity shares



Table II - Statement showing shareholding pattern of the Promoter and Promoter Group

	Category & Name of the Shareholders	PAN	No. of shareholder	No. of fully paid up equity shares held	Partly paid-up equity shares held	Nos. of shares underlying Depository Receipts	Total nos. shares held	Shareholding % calculated as per SCRR, 1957	Number of Voting Rights held in each class of securities			No. of Shares Underlying Outstanding convertible securities (including Warrants)	Shareholding, as a % assuming full conversion of convertible securities (as a percentage of diluted share capital)	Number of Locked In shares		Number of Shares pledged or otherwise encumbered				
									[X]					[X]	[XII]	[XIII]				
									No of Voting Rights							Total as a % of Total Voting rights	No.	As a % of total Shares held	No.	As a % of total shares held
									Class Equity	Class NA	Total									
(1)	Indian		0	0	0	0	0	0.00	0	0	0	0.00	0	0.00	0	0.00				
(a)	Individuals/Hindu undivided Family		0	0	0	0	0	0.00	0	0	0	0.00	0	0.00	0	0.00				
(b)	Central Government/ State Government(s)		0	0	0	0	0	0.00	0	0	0	0.00	0	0.00	0	0.00				
(c)	Financial Institutions/ Banks		0	0	0	0	0	0.00	0	0	0	0.00	0	0.00	0	0.00				
(d)	Any Other (specify)		0	0	0	0	0	0.00	0	0	0	0.00	0	0.00	0	0.00				
(i)	Bodies Corporate		7	10000	0	0	10000	100.00	10000	0	10000	100.00	0	0.00	0	0.00				
	(a) Thomas Cook (Ind) Limited*	AAACT4050C	7	10000	0	0	10000	100.00	10000	0	10000	100.00	0	0.00	0	0.00				
	Sub-Total (A)(1)		7	10000	0	0	10000	100.00	10000	0	10000	100.00	0	0.00	0	0.00				
(2)	Foreign																			
(a)	Individuals (Non-Resident Individuals/ Foreign Individuals)		0	0	0	0	0	0.00	0	0	0	0.00	0	0.00	0	0.00				
(b)	Government		0	0	0	0	0	0.00	0	0	0	0.00	0	0.00	0	0.00				
(c)	Institutions		0	0	0	0	0	0.00	0	0	0	0.00	0	0.00	0	0.00				
(d)	Foreign Portfolio Investor		0	0	0	0	0	0.00	0	0	0	0.00	0	0.00	0	0.00				
(e)	Any Other (specify)																			
(f)	Bodies Corporate		0	0	0	0	0	0.00	0	0	0	0.00	0	0.00	0	0.00				
	Sub-Total (A)(2)		0	0	0	0	0	0.00	0	0	0	0.00	0	0.00	0	0.00				
	Total Shareholding of Promoter and Promoter Group (A) = (A)(1) + (A)(2)		7	10000	0	0	10000	100.00	10000	0	10000	100.00	0	0.00	0	0.00				

Note:

- (1) PAN would not be displayed on website of Stock Exchange(s).
- (2) The term "Encumbrance" has the same meaning as assigned under regulation 28(3) of SEBI (Substantial Acquisition of Shares and Takeovers) Regulations, 2011.

* Includes 6 nominee shareholders holding total 6 equity shares



Table III - Statement showing shareholding pattern of the Public shareholder

Category & Name of the Shareholders	PAN	Nos. of shareholder	No. of fully paid up equity shares held	Partly paid-up equity shares held	Nos. of shares underlying Depository Receipts	Total nos. shares held	Shareholding % calculated as per SCRR, 1957	Number of Voting Rights held in each class of securities			No. of Shares Underlying Outstanding convertible securities (Including Warrants)	Total Shareholding, as a % assuming full conversion of convertible securities (as a percentage of diluted share capital)	Number of Locked in shares	Number of Shares pledged or otherwise encumbered		Number of equity shares held in dematerialized form						
								(IX)						(X)	(XI) = (VII)+(X) as a % of A+B+C2		(XII)		(XIII)			
								No of Voting Rights									Total as a % of Total Voting rights	No.		As a % of total Shares held	No. (not applicable)	As a % of total shares held (Not applicable)
								Class X	Class Y	Total												
(I)	(II)	(III)	(IV)	(V)	(VI)	(VII) = IV+V+VI	As a % of (A+B+C2) (VIII)									(XIV)						
(1) Institutions																						
(a) Mutual Funds/UTI		0	0	0	0	0	0.00	0	0	0	0.00	0	0	0	0.00	0	0					
(b) Venture Capital Funds		0	0	0	0	0	0.00	0	0	0	0.00	0	0	0	0.00	0	0					
(c) Alternate Investment Funds		0	0	0	0	0	0.00	0	0	0	0.00	0	0	0	0.00	0	0					
(d) Foreign Venture Capital Investors		0	0	0	0	0	0.00	0	0	0	0.00	0	0	0	0.00	0	0					
(e) Foreign Portfolio Investors		0	0	0	0	0	0.00	0	0	0	0.00	0	0	0	0.00	0	0					
(f) Financial Institutions/ Banks		0	0	0	0	0	0.00	0	0	0	0.00	0	0	0	0.00	0	0					
(g) Insurance Companies		0	0	0	0	0	0.00	0	0	0	0.00	0	0	0	0.00	0	0					
(h) Provident Funds/ Pension Funds		0	0	0	0	0	0.00	0	0	0	0.00	0	0	0	0.00	0	0					
(i) Any Other (specify)		0	0	0	0	0	0.00	0	0	0	0.00	0	0	0	0.00	0	0					
Sub-Total (B)[1]		0	0	0	0	0	0.00	0	0	0	0.00	0	0	0	0.00	0	0					
(2) Central Government/ State Government(s)/ President of India		0	0	0	0	0	0.00	0	0	0	0.00	0	0	0	0.00	0	0					
Sub-Total (B)[2]		0	0	0	0	0	0.00	0	0	0	0.00	0	0	0	0.00	0	0					
(3) Non-Institutions																						
(a) Individuals -		0	0	0	0	0	0.00	0	0	0	0.00	0	0	0	0.00	0	0					
i. Individual shareholders holding nominal share capital up to Rs. 2 lakhs.		0	0	0	0	0	0.00	0	0	0	0.00	0	0	0	0.00	0	0					
ii. Individual shareholders holding nominal share capital in excess of Rs. 2 lakhs.		0	0	0	0	0	0.00	0	0	0	0.00	0	0	0	0.00	0	0					
(b) NBFCs registered with RBI		0	0	0	0	0	0.00	0	0	0	0.00	0	0	0	0.00	0	0					
(c) Employee Trusts		0	0	0	0	0	0.00	0	0	0	0.00	0	0	0	0.00	0	0					
(d) Overseas Depositories (holding DRs) [balancing figure]		0	0	0	0	0	0.00	0	0	0	0.00	0	0	0	0.00	0	0					
(e) Any Other (specify)		0	0	0	0	0	0.00	0	0	0	0.00	0	0	0	0.00	0	0					
(i) Bodies Corporate		0	0	0	0	0	0.00	0	0	0	0.00	0	0	0	0.00	0	0					
(ii) Clearing Members		0	0	0	0	0	0.00	0	0	0	0.00	0	0	0	0.00	0	0					
(iii) Limited Liability Partnership - LLP		0	0	0	0	0	0.00	0	0	0	0.00	0	0	0	0.00	0	0					
(iv) Trusts		0	0	0	0	0	0.00	0	0	0	0.00	0	0	0	0.00	0	0					
(v) Directors & their relatives		0	0	0	0	0	0.00	0	0	0	0.00	0	0	0	0.00	0	0					
(vi) IEPF SUSPENSE ACCOUNT		0	0	0	0	0	0.00	0	0	0	0.00	0	0	0	0.00	0	0					
Sub-Total (B)[3]		0	0	0	0	0	0.00	0	0	0	0.00	0	0	0	0.00	0	0					
Total Public Shareholding (B) = (B)[1]+(B)[2]+(B)[3]		0	0	0	0	0	0.00	0	0	0	0.00	0	0	0	0.00	0	0					

Details of the shareholders acting as persons in Concert including their Shareholding (No. and %): N.A.

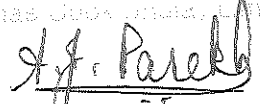
- Note:
- PAN would not be displayed on website of Stock Exchange(s).
 - The above format needs to be disclosed along with the name of following persons: Institutions/Non institutions holding more than 1% of total number of shares.
 - W.r.t. the information pertaining to Depository Receipts, the same may be disclosed in the respective columns to the extent information available and the balance to be disclosed as held by custodian.



Table IV - Statement showing shareholding pattern of the Non Promoter- Non Public shareholder

Category & Name of the Shareholders	PAN	No. of shareholder	No. of fully paid up equity shares held	Partly paid-up equity shares held	Nos. of shares underlying Depository Receipts	Total nos. shares held	Shareholding % calculated as per SCRR, 1957	Number of Voting Rights held in each class of securities			No. of Shares Underlying Outstanding convertible securities (including Warrants)	Total Shareholding, as a % assuming full conversion of convertible securities (as a percentage of diluted share capital)	Number of Locked in shares	Number of Shares pledged or otherwise encumbered		Number of equity shares held in dematerialized form						
								(IX)						(X)	(XI) = (VII)+(X) as a % of A+B+C2		(XII)		(XIII)	(XIV) (Not Applicable)		
								No of Voting Rights									No.	As a % of total Shares held			No. (not applicable)	As a % of total shares held (Not applicable)
								Class X	Class Y	Total												
(1) Custodian/DR Holder (a) Name of DR Holder (if available) (b) abc... (c) efg...		0	0	0	0	0	0.00	0	0	0	0.00	0	0.00	NA NA NA	0							
(2) Employee Benefit Trust (under SEBI (Share based Employee Benefit) Regulations, 2014) (a) Name (abc...)		0	0	0	0	0	0.00	0	0	0	0.00	0	0.00	0 NA	0							
Total Non-Promoter- Non Public Shareholding (C) = [C(1)+(C)(2)]		0	0	0	0	0	0.00	0	0	0	0.00	0	0.00	NA	0							

Note:
 (1) PAN would not be displayed on website of Stock Exchanges.
 (2) The above format needs to disclose name of all holders holding more than 1% of total number of shares
 (3) W.r.t. the information pertaining to Depository Receipts, the same may be disclosed in the respective columns to the extent information available.

For Thomas Cook India, Limited

 Authorised Signatory

Format of holding of specified securities - As on 31 March 2018 - Post Scheme

- 1 Name of Entity: SOTC Travel Management Private Limited
- 2 Scrip Code : N.A / Name of Scrip : N.A / Class of Security : Equity and Preference
- 3 Share Holding Pattern Filed under: Reg. Reg. 31(1)(b)
 - a. If under 31(1)(b) then indicate the report for Quarter ending:
- 4 Declaration: The entity is required to submit the following declaration to the extent of submission of information:-

	Particulars	Yes*	No*
1	Whether the Entity has issued any partly paid up shares?		No
2	Whether the Entity has issued any Convertible Securities or Warrants?		No
3	Whether the Entity has any shares against which depository receipts are issued?		No
4	Whether the Entity has any shares in locked-in?		No
5	Whether any shares held by promoters are pledge or otherwise encumbered?		No

* If the Entity selects the option 'No' for the questions above, the columns for the partly paid up shares, Outstanding Convertible Securities/Warrants, depository receipts, locked-in shares, No of shares pledged or otherwise encumbered by promoters, as applicable, shall not be displayed at the time of dissemination on the Stock Exchange website. Also wherever there is 'No' declared by Entity in above table the values will be considered as 'Zero' by default on submission of the format of holding of specified securities.

- 5 The tabular format for disclosure of holding of specified securities is as follows:-

For Thomas Cook (India) Limited

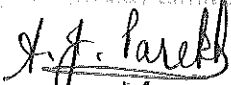

Authorized Signatory

Table I - Summary Statement holding of specified securities

Category	Category of shareholder	Nos. of shareholders	No. of fully paid up equity shares held	No. of Partly paid-up equity shares held	No. of shares underlying Depository Receipts	Total nos. shares held	Shareholding as a % of total no. of shares (calculated as per SCRR, 1957)	Number of Voting Rights held in each class of securities				No. of Shares Underlying Outstanding convertible securities (including Warrants)	Shareholding, as a % assuming full conversion of convertible securities (as a percentage of diluted share capital)	Number of Locked In shares		Number of Shares pledged or otherwise encumbered		Number of equity shares held in dematerialized form		
								(IX)						(X)	(XI) = (VII)+(X) As a % of (A+B+C2)	(XII)			(XIII)	
								No of Voting Rights			Total as a % of (A+B+C)					No.	As a % of total Shares held		No.	As a % of total Shares held
								(IX)	Class SFTV	Total										
(A)	Promoter & Promoter Group *	7	10000	0	0	10000	100.00	10000	0	100.00	0	0.00	0	0.00	0	0.00	0			
(B)	Public	0	0	0	0	0	0.00	0	0	0.00	0	0.00	0	0.00	NA		0			
(C)	Non Promoter- Non Public	0	0	0	0	0	0.00	0	0	0.00	0	0.00	0	0.00	NA		0			
(C1)	Shares underlying DRs	0	0	0	0	0	0.00	0	0	0.00	0	0.00	0	0.00	NA		0			
(C2)	Shares held by Employee Trusts	0	0	0	0	0	0.00	0	0	0.00	0	0.00	0	0.00	NA		0			
	Total	7	10000	0	0	10000	100.00	10000	0.00	10000	100.00	0	100.00	0	0.00	0	0.00	0		

* Includes 6 nominee shareholders holding total 6 equity shares

Note - Pursuant to scheme becoming effective, 199019396 0.01% Non-Cumulative Optionally Convertible Redeemable Preference Shares of Rs. 10/- each would be Issued to Thomas Cook (India) Limited based on share swap ratio. Hence, post scheme becoming effective, Thomas Cook (India) Limited will also hold said Non-Cumulative Optionally Convertible Redeemable Preference Shares in addition to the above mentioned equity shares



Table II - Statement showing shareholding pattern of the Promoter and Promoter Group

Category & Name of the Shareholders	PAN	No. of shareholder	No. of fully paid up equity shares held	Partly paid-up equity shares held	Nos. of shares underlying Depository Receipts	Total nos. shares held	Shareholding % calculated as per SCRR, 1957	Number of Voting Rights held in each class of securities			No. of Shares Underlying Outstanding convertible securities (including Warrants)	Shareholding, as a % assuming full conversion of convertible securities (as a percentage of diluted share cap[1])	Number of Locked In shares		Number of Shares pledged or otherwise encumbered		Number of equity shares held in dematerialized form	
								No of Voting Rights					Total as a % of Total Voting rights	No.		As a % of total shares held		
								Class Equity	Class NA	Total				(a)	(b)	(a)		(b)
(I)	(II)	(III)	(IV)	(V)	(VI)	(VII) = IV+V+VI	As a % of (A+B+C2) (VIII)				(X)	(XI) = (VII)+(X) as a % of A+B+C2	(XII)	(XIII)	(XIV)			
(1) Indian		0	0	0	0	0	0.00	0	0	0	0.00	0	0.00	0	0.00	0	0.00	0
(a) Individuals/Hindu undivided Family		0	0	0	0	0	0.00	0	0	0	0.00	0	0.00	0	0.00	0	0.00	0
(b) Central Government/ State Government(s)		0	0	0	0	0	0.00	0	0	0	0.00	0	0.00	0	0.00	0	0.00	0
(c) Financial Institutions/ Banks		0	0	0	0	0	0.00	0	0	0	0.00	0	0.00	0	0.00	0	0.00	0
(d) Any Other (specify)		0	0	0	0	0	0.00	0	0	0	0.00	0	0.00	0	0.00	0	0.00	0
(i) Bodies Corporate		7	10000	0	0	10000	100.00	10000	0	10000	100.00	0	100.00	0	0.00	0	0.00	0
(a) Thomas Cook (India) Limited*	AAACT4050C	7	10000	0	0	10000	100.00	10000	0	10000	100.00	0	100.00	0	0.00	0	0.00	0
Sub-Total (A)[1]		7	10000	0	0	10000	100	10000	0	10000	100	0	100	0	0	0	0	0
(2) Foreign		0	0	0	0	0	0.00	0	0	0	0.00	0	0.00	0	0.00	0	0.00	0
(a) Individuals (Non-Resident Individuals/ Foreign Individuals)		0	0	0	0	0	0.00	0	0	0	0.00	0	0.00	0	0.00	0	0.00	0
(b) Government		0	0	0	0	0	0.00	0	0	0	0.00	0	0.00	0	0.00	0	0.00	0
(c) Institutions		0	0	0	0	0	0.00	0	0	0	0.00	0	0.00	0	0.00	0	0.00	0
(d) Foreign Portfolio Investor		0	0	0	0	0	0.00	0	0	0	0.00	0	0.00	0	0.00	0	0.00	0
(e) Any Other (specify)		0	0	0	0	0	0.00	0	0	0	0.00	0	0.00	0	0.00	0	0.00	0
(i) Bodies Corporate		0	0	0	0	0	0.00	0	0	0	0.00	0	0.00	0	0.00	0	0.00	0
Sub-Total (A)[2]		0	0	0	0	0	0.00	0	0	0	0.00	0	0.00	0	0.00	0	0.00	0
Total Shareholding of Promoter and Promoter Group (A) = (A)[1]+(A)[2]		7	10000	0	0	10000	100.00	10000	0	10000	100.00	0	100.00	0	0.00	0	0.00	0

Note:
 [1] PAN would not be displayed on website of Stock Exchange(s).
 [2] The term "Encumbrance" has the same meaning as assigned under regulation 28(B) of SEBI (Substantial Acquisition of Shares and Takeovers) Regulations, 2011.

* Includes 6 nominee shareholders holding total 6 equity shares
 Note - Pursuant to scheme becoming effective, 199019396 0.01% Non-Cumulative Optionally Convertible Redeemable Preference Shares (NCOCRPS) of Rs. 10/- each would be issued to Thomas Cook (India) Limited based on share swap ratio. Hence, post scheme becoming effective, Thomas Cook (India) Limited will also hold said NCOCRPS in addition to the above mentioned equity shares



Table III - Statement showing shareholding pattern of the Public shareholder

Category & Name of the Shareholders	PAN	Nos. of shareholder	No. of fully paid up equity shares held	Partly paid-up equity shares held	Nos. of shares underlying Depository Receipts	Total nos. shares held	Shareholding % calculated as per SCRR, 1957	Number of Voting Rights held in each class of securities			No. of Shares Underlying Outstanding convertible securities (including Warrants)	Total Shareholding, as a % assuming full conversion of convertible securities (as a percentage of diluted share capital)	Number of Locked In shares		Number of Shares pledged or otherwise encumbered		Number of equity shares held in dematerialized form		
								(X)					(XI) = (VII)+(X) as a % of A+B+C2	(XII)		(XIII)			
								No of Voting Rights						Total as a % of Total Voting rights	No.	As a % of total Shares held		No. (not applicable)	As a % of total shares held (Not applicable)
								Class X	Class Y	Total									
(1) Institutions																			
(a) Mutual Funds/UTI		0	0	0	0	0	0.00	0	0	0	0.00	0	0.00		NA		0		
(b) Venture Capital Funds		0	0	0	0	0	0.00	0	0	0	0.00	0	0.00		NA		0		
(c) Alternate Investment Funds		0	0	0	0	0	0.00	0	0	0	0.00	0	0.00		NA		0		
(d) Foreign Venture Capital Investors		0	0	0	0	0	0.00	0	0	0	0.00	0	0.00		NA		0		
(e) Foreign Portfolio Investors		0	0	0	0	0	0.00	0	0	0	0.00	0	0.00		NA		0		
(f) Financial Institutions/ Banks		0	0	0	0	0	0.00	0	0	0	0.00	0	0.00		NA		0		
(g) Insurance Companies		0	0	0	0	0	0.00	0	0	0	0.00	0	0.00		NA		0		
(h) Provident Funds/ Pension Funds		0	0	0	0	0	0.00	0	0	0	0.00	0	0.00		NA		0		
(i) Any Other (specify)		0	0	0	0	0	0.00	0	0	0	0.00	0	0.00		NA		0		
Sub-Total [B](1)		0	0	0	0	0	0.00	0	0	0	0.00	0	0.00		NA		0		
(2) Central Government/ State Government(s)/ President of India		0	0	0	0	0	0.00	0	0	0	0.00	0	0.00		NA		0		
Sub-Total [B](2)		0	0	0	0	0	0.00	0	0	0	0.00	0	0.00		NA		0		
(3) Non-Institutions																			
(a) Individuals -		0	0	0	0	0	0.00	0	0	0	0.00	0	0.00		NA		0		
i. Individual shareholders holding nominal share capital up to Rs. 2 lakhs.		0	0	0	0	0	0.00	0	0	0	0.00	0	0.00		NA		0		
ii. Individual shareholders holding nominal share capital in excess of Rs. 2 lakhs.		0	0	0	0	0	0.00	0	0	0	0.00	0	0.00		NA		0		
(b) NBFCs registered with RBI		0	0	0	0	0	0.00	0	0	0	0.00	0	0.00		NA		0		
(c) Employee Trusts		0	0	0	0	0	0.00	0	0	0	0.00	0	0.00		NA		0		
(d) Overseas Depositories (holding DRs) (balancing figure)		0	0	0	0	0	0.00	0	0	0	0.00	0	0.00		NA		0		
(e) Any Other (specify)		0	0	0	0	0	0.00	0	0	0	0.00	0	0.00		NA		0		
(i) Bodies Corporate		0	0	0	0	0	0.00	0	0	0	0.00	0	0.00		NA		0		
(ii) Clearing Members		0	0	0	0	0	0.00	0	0	0	0.00	0	0.00		NA		0		
(iii) Limited Liability Partnership - LLP		0	0	0	0	0	0.00	0	0	0	0.00	0	0.00		NA		0		
(iv) Trusts		0	0	0	0	0	0.00	0	0	0	0.00	0	0.00		NA		0		
(v) Directors & their relatives		0	0	0	0	0	0.00	0	0	0	0.00	0	0.00		NA		0		
(vi) IEPF SUSPENSE ACCOUNT		0	0	0	0	0	0.00	0	0	0	0.00	0	0.00		NA		0		
Sub-Total [B](3)		0	0	0	0	0	0.00	0	0	0	0.00	0	0.00		NA		0		
Total Public Shareholding		0	0	0	0	0	0.00	0	0	0	0.00	0	0.00		NA		0		
[B] = [B](1)+[B](2)+[B](3)		0	0	0	0	0	0.00	0	0	0	0.00	0	0.00		NA		0		

Details of the shareholders acting in Concert including their Shareholding (No. and %): N.A.

- Note:
- PAN would not be displayed on website of Stock Exchange(s).
 - The above format needs to be disclosed along with the name of following persons: Institutions/Non Institutions holding more than 1% of total number of shares.
 - W.r.t. the information pertaining to Depository Receipts, the same may be disclosed in the respective columns to the extent information available and the balance to be disclosed as held by custodian.



Table IV - Statement showing shareholding pattern of the Non Promoter- Non Public shareholder

Category & Name of the Shareholders	PAN	No. of shareholder	No. of fully paid up equity shares held	Partly paid-up equity shares held	Nos. of shares underlying Depository Receipts	Total nos. shares held	Shareholding % calculated as per SCRR, 1957	Number of Voting Rights held in each class of securities			No. of Shares Underlying Outstanding convertible securities (including Warrants)	Total Shareholding, as a % assuming full conversion of convertible securities (as a percentage of diluted share capital)	Number of Locked in shares		Number of Shares pledged or otherwise encumbered		Number of equity shares held in dematerialized form			
								(IX)					(X)	(XI) = (VII)+(X) as a % of A+B+C2	(XII)			(XIII)		(XIV) (Not Applicable)
								No of Voting Rights							No.	As a % of total Shares held		No. (not applicable)	As a % of total shares held (Not applicable)	
								Class X	Class Y	Total										
(1) Custodian/DR Holder (a) Name of DR Holder (if available) (i) abc... (ii) def...		0	0	0	0	0	0.00	0	0	0	0.00	0	0.00	NA NA NA		0				
(2) Employee Benefit Trust (under SEBI (Share based Employee Benefit) Regulations, 2014) (a) Name (abc...)		0	0	0	0	0	0.00	0	0	0	0.00	0	0.00	0 NA		0				
Total Non-Promoter- Non Public Shareholding (C1e, C1(2)+C1(2))		0	0	0	0	0	0.00	0	0	0	0.00	0	0.00	NA		0				

Note
 (1) PAN would not be displayed on website of Stock Exchange(s).
 (2) The above format needs to disclose name of all holders holding more than 1% of total number of shares
 (3) W.r.t. the information pertaining to Depository Receipts, the same may be disclosed in the respective columns to the extent information available,

For Thomas Cook (India) Limited
S. F. Parekh
 Authorised Signatory