


Thomas Cook (India) Ltd.
A Wing, 11th Floor, Marathon Futurex
N. M. Joshi Marg, Lower Parel
Mumbai 400 013
Board No.: +91-22-4242 7000
Fax No. : +91-22-2302 2864



A FAIRFAX Company

18th July, 2017

The Manager,
Listing Department
BSE Limited
Phiroze Jeejeebhoy Towers
Dalal Street
Mumbai – 400 001
Scrip Code: 500413
NCCPRS Scrip Code: 715022
NCD Scrip Code: 949099, 952673, 952674, 952675

The Manager,
Listing Department
National Stock Exchange of India Limited
Exchange Plaza, 5th Floor, Plot No.C/1
G Block, Bandra-Kurla Complex, Bandra (E)
Mumbai – 400 051
Scrip Code: THOMASCOOK
NCCPRS Scrip Code: Thomas Cook CRNCPS
8.50% 2022
NCD:THC10.52; Thomas Cook 9.37% 2018
SERIES 1; Thomas Cook 9.37% 2019 SERIES 2;
Thomas Cook 9.37% 2020 SERIES 3
Fax No.: 2659 8237/38

Fax No.: 2272 2037/39/41/61

Dear Sir/ Madam,

Sub: Compliance as per Regulation 31(1)(b) of SEBI (Listing Obligations and Disclosure Requirements) Regulations, 2015.

Please find enclosed, the Shareholding Pattern of the Company as per Regulation 31(1)(b) of SEBI (Listing Obligations and Disclosure Requirements) Regulation, 2015 in the prescribed format for the quarter ended 30th June, 2017.

Kindly acknowledge receipt.

Thank you,

Yours faithfully,
for Thomas Cook (India) Limited

Amit J. Parekh
Company Secretary and Compliance Officer

Encl.: a/a

Holidays | Foreign Exchange | Business Travel | Visas | Insurance

Corporate Office : A Wing, 11th Floor, Marathon Futurex, N. M. Joshi Marg, Lower Parel, Mumbai - 400 013.

Registered Office : Thomas Cook Building, Dr. D. N. Road, Fort, Mumbai - 400 001.

Email id: enquiry@in.thomascook.com CIN No.: L63040MH1978PLC020717

www.thomascook.in

Format of holding of specified securities

- 1 Name of Listed Entity: Thomas Cook (India) Limited
- 2 Scrip Code : 500413 / Name of Scrip : THOMASCOOK / Class of Security : Equity
- 3 Share Holding Pattern Filed under: Reg. Reg. 31(1)(b)
 - a. If under 31(1)(b) then indicate the report for Quarter ending 30th June, 2017
- 4 Declaration: The Listed entity is required to submit the following declaration to the extent of submission of information:-

	Particulars:	Yes*	No [†]
1	Whether the Listed Entity has issued any partly paid up shares?		No
2	Whether the Listed Entity has issued any Convertible Securities or Warrants?		No
3	Whether the Listed Entity has any shares against which depository receipts are issued?		No
4	Whether the Listed Entity has any shares in locked-in?	Yes	
5	Whether any shares held by promoters are pledge or otherwise encumbered?		No

* If the Listed Entity selects the option 'No' for the questions above, the columns for the partly paid up shares, Outstanding Convertible Securities/Warrants, depository receipts, locked-in shares, No of shares pledged or otherwise encumbered by promoters, as applicable, shall not be displayed at the time of dissemination on the Stock Exchange website. Also wherever there is 'No' declared by Listed Entity in above table the values will be considered as 'Zero' by default on submission of the format of holding of specified securities.

- 5 The tabular format for disclosure of holding of specified securities is as follows:-



Table I - Summary Statement holding of specified securities

Category	Category of shareholder	Nos. of share holders	No. of fully paid up equity shares held	No. of Partly paid-up equity shares held	No. of shares underlying Depository Receipts	Total nos. shares held	Shareholding as a % of total no. of shares (calculated as per SCRR, 1957)	Number of Voting Rights held in each class of securities				No. of Shares Underlying Outstanding convertible securities (including Warrants)	Shareholding, as a % assuming full conversion of convertible securities (as a percentage of diluted share capital)	Number of Locked in shares		Number of Shares pledged or otherwise encumbered		Number of equity shares held in dematerialized form
								(IX)			Total as a % of (A+B+C)			(X)		(XI)		
								No of Voting Rights		Total as a % of (A+B+C)				No.	As a % of total Shares held	No.	As a % of total Shares held	
		(X)	Class (X)	Total	(a)	(b)	(a)	(b)										
(A)	Promoter & Promoter Group	1	248153725	0	0	248153725	67.65	248153725	0	248153725	67.65	0	67.65	18733820	7.55	0	0.00	248153725
(B)	Public	48371	118675166	0	0	118675166	32.35	118675166	0	118675166	32.35	0	32.35	0	0.00	NA	NA	118675166
(C)	Non Promoter- Non Public	0	0	0	0	0	0.00	0	0	0	0.00	0	0.00	0	0.00	NA	NA	0
(C1)	Shares underlying DRs	0	0	0	0	0	NA	0	0	0	0.00	0	0.00	0	0.00	NA	NA	0
(C2)	Shares held by Employee Trusts	0	0	0	0	0	0.00	0	0	0	0.00	0	0.00	0	0.00	NA	NA	0
	Total	48372	366828891	0	0	366828891	100.00	366828891	0.00	366828891	100.00	0	100.00	18733820	5.11	0	0.00	366828891



Table 5 - Statement showing shareholding pattern of the Promoter and Promoter Group

(I)	Category & Name of the Shareholder	PAN	No. of shareholder	No. of fully paid up equity shares held	Partly paid-up equity shares held	Nos. of shares underlying Depository Receipts	Total Nos. shares held	Shareholding % calculated as per SCRP, 2017	Number of Voting Rights held in each class of securities			No. of Shares Underlying Outstanding convertible securities (including Warrants)	Shareholding, as a % assuming full conversion of convertible securities (as a percentage of diluted share capital)	Number of Locked in shares		Number of Shares pledged or otherwise encumbered		Number of equity shares held in dematerialized form	
									(X)					(Y)	(Z)	(XII)			(XIII)
									No of Voting Rights							Total as a % of Total Voting rights	No.		
(A)	(B)	(C)	(D)	(E)	(F)	(G) = (D)+(E)+(F)	(H) = (G)/(A+B+C)	(I)	(J)	(K) = (I)/(G) as a % of A+B+C	(L)	(M)	(N)	(O)	(P)	(Q)			
									Class Equity	Class WA	Total								
(1)	Indian		0	0	0	0	0	0.00					0.00	0	0.00	0	0.00	0	
(2)	Individual (Non-Resident Foreign)		0	0	0	0	0	0.00					0.00	0	0.00	0	0.00	0	
(3)	Central Government/State Government		0	0	0	0	0	0.00					0.00	0	0.00	0	0.00	0	
(4)	Financial Institutions/Banks		0	0	0	0	0	0.00					0.00	0	0.00	0	0.00	0	
(5)	Any Other (Specify)		0	0	0	0	0	0.00					0.00	0	0.00	0	0.00	0	
(6)	Bodies Corporate		0	0	0	0	0	0.00					0.00	0	0.00	0	0.00	0	
(7)	Foreign																		
(8)	Individual (Non-Resident)		0	0	0	0	0	0.00					0.00	0	0.00	0	0.00	0	
(9)	Government		0	0	0	0	0	0.00					0.00	0	0.00	0	0.00	0	
(10)	Institutions		0	0	0	0	0	0.00					0.00	0	0.00	0	0.00	0	
(11)	Foreign Portfolio Investor		0	0	0	0	0	0.00					0.00	0	0.00	0	0.00	0	
(12)	Any Other (Specify)												0.00						
(13)	Bodies Corporate		1	248153725	0	0	248153725	67.65	248153725	0	248153725	67.65	18734308	7.55	0	0	248153725		
(14)	(i) Public/Private Capital Markets (Mutual)	AAR283450	1	248153725	0	0	248153725	67.65	248153725	0	248153725	67.65	18734308	7.55	0	0	248153725		
	(ii) Sub-Total (A)(13)		1	248153725	0	0	248153725	67.65	248153725	0	248153725	67.65	18734308	7.55	0	0	248153725		
	Total Shareholding of Promoter and Promoter Group (A)(13)+(A)(14)		1	248153725	0	0	248153725	67.65	248153725	0	248153725	67.65	18734308	7.55	0	0	248153725		

Details of Shares which remain unclaimed may be given here along with details such as number of shareholders, outstanding shares held in dematerialized/endorsement account, voting rights which are frozen, etc.

NOTE:
 (1) PAN should not be displayed on website of Stock Exchange(s).
 (2) The term "Encumbrance" has the same meaning as assigned under regulation 2(33) of SEBI (Substantial Acquisition of Shares and Takeovers) Regulations, 2011.



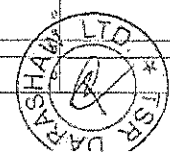


Table III - Statement showing shareholding pattern of the Public shareholder

Category & Name of the Shareholders	PAN	Nos. of shareholder	No. of fully paid up equity shares held	Partly paid-up equity shares held	Nos. of shares underlying Depository Receipts	Total nos. shares held	Shareholding % calculated as per SCRR, 1957	Number of Voting Rights held in each class of securities			No. of Shares Underlying Outstanding convertible securities (including Warrants)	Total Shareholding, as a % assuming full conversion of convertible securities] as a percentage of diluted share capital]	Number of Locked in shares		Number of Shares pledged or otherwise encumbered		Number of equity shares held in dematerialized form					
								[IX]					[X]	[XI]	[XII]	[XIII]						
								No of Voting Rights										Total as a % of Total Voting rights	No.	As a % of total shares held	No. (not applicable)	As a % of total shares held (Not applicable)
								Class X	Class Y	Total												
I) Institutions																						
a) Mutual Funds/UTI		46	4025479	0	0	4025479	10.98	4025479	0	4025479	10.98	0	0	NA	NA	4025479						
(i) India Prudential Long Term Equity Fund	AAJAA0918	23	2727975	0	0	2727975	7.44	2727975	0	2727975	7.44	0	0.00	NA	NA	2727975						
(ii) Bata Sun Life Trustee Company Private Limited /K/C Bata Sun Life	AAATB0102	7	1279338	0	0	1279338	3.49	1279338	0	1279338	3.49	0	0.00	NA	NA	1279338						
b) Venture Capital Funds		0	0	0	0	0	0.00	0	0	0	0.00	0	0.00	NA	NA	0						
c) Alternate Investment Funds		2	229278	0	0	229278	0.66	229278	0	229278	0.66	0	0.00	NA	NA	229278						
d) Foreign Venture Capital Investors		0	0	0	0	0	0.00	0	0	0	0.00	0	0.00	NA	NA	0						
e) Foreign Portfolio Investors		30	26429220	0	0	26429220	7.20	26429220	0	26429220	7.20	0	0.00	NA	NA	26429220						
(i) KVIC Mahindra (International) Limited	AAACR7795	1	4359385	0	0	4359385	1.19	4359385	0	4359385	1.19	0	0.00	NA	NA	4359385						
f) Financial Institutions/ Banks		20	34146	0	0	34146	0.02	34146	0	34146	0.02	0	0.00	NA	NA	34146						
g) Insurance Companies		2	6468994	0	0	6468994	1.76	6468994	0	6468994	1.76	0	0.00	NA	NA	6468994						
(i) India Prudential Life Insurance Company Ltd	AAJAG7119	1	6468994	0	0	6468994	1.76	6468994	0	6468994	1.76	0	0.00	NA	NA	6468994						
h) Provident Funds/ Pension Funds		0	0	0	0	0	0.00	0	0	0	0.00	0	0.00	NA	NA	0						
i) Any Other (Specify)		0	0	0	0	0	0.00	0	0	0	0.00	0	0.00	NA	NA	0						
Sub-Total (B)(I)		248	73471117	0	0	73471117	20.01	73471117	0	73471117	20.01	0	0.00	NA	NA	73471117						
II) Central Government/ State Government(s)/ President of India		0	0	0	0	0	0.00	0	0	0	0.00	0	0.00	NA	NA	0						
Sub-Total (B)(II)		0	0	0	0	0	0.00	0	0	0	0.00	0	0.00	NA	NA	0						
III) Non-Institutions																						
Individuals -		47141	35798925	0	0	35798925	9.76	35798925	0	35798925	9.76	0	0.00	NA	NA	35798925						
a) Individual shareholders holding nominal share capital up to Rs. 2 Lakhs.		47141	35798925	0	0	35798925	9.76	35798925	0	35798925	9.76	0	0.00	NA	NA	35798925						
b) Individual shareholders holding nominal share capital in excess of Rs. 2 Lakhs.		0	0	0	0	0	0.00	0	0	0	0.00	0	0.00	NA	NA	0						
IV) NRFCs registered with RBI		8	1066161	0	0	1066161	0.29	1066161	0	1066161	0.29	0	0.00	NA	NA	1066161						
a) Employee Trusts		0	0	0	0	0	0.00	0	0	0	0.00	0	0.00	NA	NA	0						
b) Deposits Depositories Holding Diff'd Balancing Figure		0	0	0	0	0	0.00	0	0	0	0.00	0	0.00	NA	NA	0						
c) Any Other (Specify)		1073	1318963	0	0	1318963	3.57	1318963	0	1318963	3.57	0	0.00	NA	NA	1318963						
(i) Bodies Corporate		596	733896	0	0	733896	2.00	733896	0	733896	2.00	0	0.00	NA	NA	733896						
(ii) Clearing Members		444	716779	0	0	716779	2.00	716779	0	716779	2.00	0	0.00	NA	NA	716779						
(iii) Limited Liability Partnership - LLP		27	154785	0	0	154785	0.04	154785	0	154785	0.04	0	0.00	NA	NA	154785						
(iv) Trusts		9	18301	0	0	18301	0.00	18301	0	18301	0.00	0	0.00	NA	NA	18301						
(v) Directors & their relatives		7	109102	0	0	109102	0.03	109102	0	109102	0.03	0	0.00	NA	NA	109102						
Sub-Total (B)(III)		48223	45204049	0	0	45204049	12.32	45204049	0	45204049	12.32	0	0.00	NA	NA	45204049						
Total Public Shareholding = (B)(I)+(B)(II)+(B)(III)		48371	118675166	0	0	118675166	32.33	118675166	0	118675166	32.33	0	0.00	NA	NA	118675166						



Details of the shareholders acting as persons in Concert including their Shareholding (No. and %): P.A.

Details of Shares which remain unclaimed may be given here along with details such as number of shareholders, outstanding shares held in demat/unclaimed suspense account, voting rights, which are frozen, etc. 93 number of shareholders, 125797 outstanding shares, lying in the "Thomas Cook India Limited unclaimed Suspense Account" and the voting rights on the shares outstanding shall remain frozen till the rightful owner of such shares claims the shares.

Note:

- (1) PAN would not be displayed on website of Stock Exchange(s).
- (2) The above format needs to be disclosed along with the name of following persons:
Institutions/Non Institutions holding more than 1% of total number of shares.
- (3) W.A. the information pertaining to Depository Receipts, the same may be disclosed in the respective column to the extent information available and the balance to be disclosed as held by custodian.



Table IV - Statement showing shareholding pattern of the Non Promoter- Non Public shareholder

Category & Name of the Shareholders	PAN	No. of shareholder	No. of fully paid up equity shares held	Partly paid-up equity shares held	Nos. of shares underlying Depository Receipts	Total nos. shares held	Shareholding % calculated as per SCRR, 1957	Number of Voting Rights held in each class of securities			No. of Shares Underlying Outstanding convertible securities (including Warrants)	Total Shareholding, as a % assuming full conversion of convertible securities (as a percentage of diluted share capital)	Number of Locked in shares		Number of Shares pledged or otherwise encumbered		Number of equity shares held in dematerialized form		
								[X]					[XI] = (VII)-(X) as a % of A+B+CZ	[XII]		[XIII]			
								No. of Voting Rights						Total as a % of Total Voting rights	No.	As a % of total Shares held		No. (not applicable)	As a % of total shares held (Not applicable)
								Class X	Class Y	Total									
[1] Custodian/DR Holder [a] Name of DR holder (if available) [b] abc... [c] xyz		0	0	0	0	0	0.00	0	0	0	0.00	0	0.00	0	0.00	0	0		
[2] Employee Benefit Trust (under SCRR (Share based Employee Benefit) Regulations, 2014) [a] Name abc.		0	0	0	0	0	0.00	0	0	0	0.00	0	0.00	0	0.00	0	0		
Total Non-Promoter- Non Public Shareholding [C] = (C1)+(C2)		0	0	0	0	0	0.00	0	0	0	0.00	0	0.00	0	0.00	0	0		

Note
 [1] PAN would not be displayed on website of Stock Exchanges.
 [2] The above format needs to disclose name of all holders holding more than 1% of total number of shares
 [3] Where the information pertaining to Depository Receipts, the same may be discussed in the respective columns to the extent information available.



Table I - Summary Statement holding of specified securities

Category	Category of shareholder	Nos. of share-holders	No. of fully paid up equity shares held	No. of Partly paid-up equity shares held	No. of shares underlying Depository Receipts	Total nos. shares held	Shareholding as a % of total no. of shares (calculated as per SCRR, 1957)	Number of Voting Rights held in each class of securities			No. of Shares Underlying Outstanding convertible securities (including Warrants)	Shareholding , as a % assuming full conversion of convertible securities (as a percentage of diluted share capital)	Number of Locked in shares		Number of Shares pledged or otherwise encumbered		Number of equity shares held in dematerialized form			
								(IX)					(X)	(XI)= (VII)+(X) As a % of (A+B+C2)	(XII)			(XIII)		(XIV)
								No of Voting Rights		Total as a % of (A+B+C)					No.	As a % of total Shares held		No.	As a % of total Shares held	
(IX)	Class eg:y	Total	(a)	(b)	(a)	(b)														
(A)	Promoter & Promoter Group	1	248153725	0	0	248153725	67.65	248153725	0	248153725	67.65	0	67.65	18733820	7.55	0	0.00	248153725		
(B)	Public	48371	118675166	0	0	118675166	32.35	118675166	0	118675166	32.35	0	32.35	0	0.00	NA		115531951		
(C)	Non Promoter- Non Public	0	0	0	0	0	0.00	0	0	0	0.00	0	0.00	0	0.00	NA		0		
(C1)	Shares underlying DRs	0	0	0	0	0	NA	0	0	0	0.00	0	0.00	0	0.00	NA		0		
(C2)	Shares held by Employee Trusts	0	0	0	0	0	0.00	0	0	0	0.00	0	0.00	0	0.00	NA		0		
	Total	48372	366828891	0	0	366828891	100.00	366828891	0.00	366828891	100.00	0	100.00	18733820	5.11	0	0.00	363685676		

Table II - Statement showing shareholding pattern of the Promoter and Promoter Group

	Category & Name of the Shareholders	PAN	No. of shareholder	No. of fully paid up equity shares held	Partly paid-up equity shares held	Nos. of shares underlying Depository Receipts	Total nos. shares held	Shareholding % calculated as per SCRR, 1957	Number of Voting Rights held in each class of securities			No. of Shares Underlying Outstanding convertible securities (including Warrants)	Shareholding, as a % assuming full conversion of convertible securities (as a percentage of diluted share capital)	Number of Locked in shares		Number of Shares pledged or otherwise encumbered		Number of equity shares held in dematerialized form			
									(IX)					(X)	(XI) = (VII)+(X) as a % of A+B+C2	(XII)			(XIII)		
									No of Voting Rights							Total as a % of Total Voting rights	No.		As a % of total Shares held	No.	As a % of total shares held
									Class Equity	Class NA	Total										
(I)	(II)	(III)	(IV)	(V)	(VI)	(VII = IV+V+VI)	As a % of (A+B+C2) (VIII)				(X)	(XI) = (VII)+(X) as a % of A+B+C2	(XII)	(XIII)	(XIV)						
(1)	Indian		0	0	0	0	0.00	0	0	0	0.00	0	0.00	0	0.00	0	0.00	0			
(a)	Individuals/Hindu undivided Family		0	0	0	0	0.00	0	0	0	0.00	0	0.00	0	0.00	0	0.00	0			
(b)	Central Government/ State Government(s)		0	0	0	0	0.00	0	0	0	0.00	0	0.00	0	0.00	0	0.00	0			
(c)	Financial Institutions/ Banks		0	0	0	0	0.00	0	0	0	0.00	0	0.00	0	0.00	0	0.00	0			
(d)	Any Other (specify)		0	0	0	0	0.00	0	0	0	0.00	0	0.00	0	0.00	0	0.00	0			
(i)	Bodies Corporate		0	0	0	0	0.00	0	0	0	0.00	0	0.00	0	0.00	0	0.00	0			
	Sub-Total (A)(1)		0	0	0	0	0.00	0	0	0	0.00	0	0.00	0	0.00	0	0.00	0			
(2)	Foreign																				
(a)	Individuals (Non-Resident Individuals/ Foreign Individuals)		0	0	0	0	0.00	0	0	0	0.00	0	0.00	0	0.00	0	0.00	0			
(b)	Government		0	0	0	0	0.00	0	0	0	0.00	0	0.00	0	0.00	0	0.00	0			
(c)	Institutions		0	0	0	0	0.00	0	0	0	0.00	0	0.00	0	0.00	0	0.00	0			
(d)	Foreign Portfolio Investor		0	0	0	0	0.00	0	0	0	0.00	0	0.00	0	0.00	0	0.00	0			
(e)	Any Other (specify)																				
(i)	Bodies Corporate		1	248153725	0	0	248153725	67.65	248153725	0	248153725	67.65	0	67.65	18733820	7.55	0	0	248153725		
	(i) Fairbridge Capital Mauritius Limited	AABCF8345D	1	248153725	0	0	248153725	67.65	248153725	0	248153725	67.65	0	67.65	18733820	7.55	0	0.00	248153725		
	Sub-Total (A)(2)		1	248153725	0	0	248153725	67.65	248153725	0	248153725	67.65	0	67.65	18733820	7.55	0	0.00	248153725		
	Total Shareholding of Promoter and Promoter Group (A)= (A)(1)+(A)(2)		1	248153725	0	0	248153725	67.65	248153725	0	248153725	67.65	0	67.65	18733820	7.55	0	0.00	248153725		

Details of Shares which remain unclaimed may be given hear along with details such as number of shareholders, outstanding shares held in demat/unclaimed suspense account, voting rights which are frozen etc

Note:

- (1) PAN would not be displayed on website of Stock Exchange(s).
- (2) The term "Encumbrance" has the same meaning as assigned under regulation 28(3) of SEBI (Substantial Acquisition of Shares and Takeovers) Regulations, 2011

Table III - Statement showing shareholding pattern of the Public shareholder

(I)	(II)	(III)	(IV)	(V)	(VI)	(VII = IV+V+VI)	Shareholding % calculated as per SCRR, 1957 (VIII)	(IX)			(X)	(XI) = (VII)+(X) as a % of A+B+C2	(XII)		(XIII)		(XIV)	
								Number of Voting Rights held in each class of securities					Total as a % of Total Voting rights	No.	As a % of total Shares held	No. (not applicable)		As a % of total shares held (Not applicable)
								Class X	Class Y	Total								
								(a)	(b)	(a)								
(1) Institutions																		
(a) Mutual Funds/UTI		46	40259479	0	0	40259479	10.98	40259479	0	40259479	10.98	0	0	0	0	NA	40251019	
(i) Icici Prudential Long Term Equity Fund	AAAAI0038F	23	27279755	0	0	27279755	7.44	27279755	0	27279755	7.44	0	0.00	0	0.00	NA	27279755	
(ii) Birla Sun Life Trustee Company Private Limited A/C Birla Sun Life	AAATB0102C	7	12793538	0	0	12793538	3.49	12793538	0	12793538	3.49	0	0.00	0	0.00	NA	12793538	
(b) Venture Capital Funds		0	0	0	0	0	0.00	0	0	0	0.00	0	0.00	0	0.00	NA	0	
(c) Alternate Investment Funds		1	229278	0	0	229278	0.06	229278	0	229278	0.06	0	0.00	0	0.00	NA	229278	
(d) Foreign Venture Capital Investors		0	0	0	0	0	0.00	0	0	0	0.00	0	0.00	0	0.00	NA	0	
(e) Foreign Portfolio Investors		80	26429220	0	0	26429220	7.20	26429220	0	26429220	7.20	0	0.00	0	0.00	NA	26423195	
(i) Kotak Mahindra (International) Limited	AABCK7779G	1	4359365	0	0	4359365	1.19	4359365	0	4359365	1.19	0	0.00	0	0.00	NA	4359365	
(f) Financial Institutions/ Banks		20	84146	0	0	84146	0.02	84146	0	84146	0.02	0	0.00	0	0.00	NA	74586	
(g) Insurance Companies		1	6468994	0	0	6468994	1.76	6468994	0	6468994	1.76	0	0.00	0	0.00	NA	6468994	
(i) Icici Prudential Life Insurance Company Ltd	AAACI7351P	1	6468994	0	0	6468994	1.76	6468994	0	6468994	1.76	0	0.00	0	0.00	NA	6468994	
(h) Provident Funds/ Pension Funds		0	0	0	0	0	0.00	0	0	0	0.00	0	0.00	0	0.00	NA	0	
(i) Any Other (specify)		0	0	0	0	0	0.00	0	0	0	0.00	0	0.00	0	0.00	NA	0	
Sub-Total (B)(1)		148	73471117	0	0	73471117	20.03	73471117	0	73471117	20.03	0	0.00	0	0.00	NA	73447072	
(2) Central Government/ State Government(s)/ President of India		0	0	0	0	0	0.00	0	0	0	0.00	0	0.00	0	0.00	NA	0	
Sub-Total (B)(2)		0	0	0	0	0	0.00	0	0	0	0.00	0	0.00	0	0.00	NA	0	
(3) Non-institutions																		
(a) Individuals -		47142	35798925	0	0	35798925	9.76	35798925	0	35798925	9.76	0	0.00	0	0.00	NA	32747868	
i. Individual shareholders holding nominal share capital up to Rs. 2 lakhs.		47134	32385866	0	0	32385866	8.83	32385866	0	32385866	8.83	0	0.00	0	0.00	NA	29334809	
ii. Individual shareholders holding nominal share capital in excess of Rs. 2 lakhs.		8	3413059	0	0	3413059	0.93	3413059	0	3413059	0.93	0	0.00	0	0.00	NA	3413059	
(b) NBFCs registered with RBI		8	1066161	0	0	1066161	0.29	1066161	0	1066161	0.29	0	0.00	0	0.00	NA	1066161	
(c) Employee Trusts		0	0	0	0	0	0.00	0	0	0	0.00	0	0.00	0	0.00	NA	0	
(d) Overseas Depositories (holding DRs) (balancing figure)		0	0	0	0	0	0.00	0	0	0	0.00	0	0.00	0	0.00	NA	0	
(e) Any Other (specify)		1073	8338963	0	0	8338963	2.27	8338963	0	8338963	2.27	0	0.00	0	0.00	NA	8270850	
(i) Bodies Corporate		596	7338096	0	0	7338096	2.00	7338096	0	7338096	2.00	0	0.00	0	0.00	NA	7275983	
(ii) Clearing Members		444	718679	0	0	718679	0.20	718679	0	718679	0.20	0	0.00	0	0.00	NA	718679	
(iii) Limited Liability Partnership - LLP		22	154785	0	0	154785	0.04	154785	0	154785	0.04	0	0.00	0	0.00	NA	154785	
(iv) Trusts		9	18301	0	0	18301	0.00	18301	0	18301	0.00	0	0.00	0	0.00	NA	12301	
(v) Directors & their relatives		2	109102	0	0	109102	0.03	109102	0	109102	0.03	0	0.00	0	0.00	NA	109102	
Sub-Total (B)(3)		48223	45204049	0	0	45204049	12.32	45204049	0	45204049	12.32	0	0.00	0	0.00	NA	42084879	
Total Public Shareholding (B)= (B)(1)+(B)(2)+(B)(3)		48371	118675166	0	0	118675166	32.35	118675166	0	118675166	32.35	0	0.00	0	0.00	NA	115531951	

Details of the shareholders acting as persons in Concert including their Shareholding (No. and %): N.A.

Details of Shares which remain unclaimed may be given hear along with details such as number of shareholders, outstanding shares held in demat/unclaimed suspense account, voting rights which are frozen etc : 93 number of shareholders, 125797 outstanding shares, lying in the "Thomas Cook India Limited-Unclaimed Suspense Account" and the voting rights on the shares outstanding shall remain frozen till the rightful owner of such shares claims the shares

Note:

- PAN would not be displayed on website of Stock Exchange(s).
- The above format needs to be disclosed along with the name of following persons: Institutions/Non Institutions holding more than 1% of total number of shares.
- W.r.t. the information pertaining to Depository Receipts, the same may be disclosed in the respective columns to the extent information available and the balance to be disclosed as held by custodian,

Table IV - Statement showing shareholding pattern of the Non Promoter- Non Public shareholder

	Category & Name of the Shareholders	PAN	No. of shareholder	No. of fully paid up equity shares held	Partly paid-up equity shares held	Nos. of shares underlying Depository Receipts	Total nos. shares held	Shareholding % calculated as per SCRR, 1957	Number of Voting Rights held in each class of securities			No. of Shares Underlying Outstanding convertible securities (including Warrants)	Total Shareholding , as a % assuming full conversion of convertible securities (as a percentage of diluted share capital)	Number of Locked in shares		Number of Shares pledged or otherwise encumbered		Number of equity shares held in dematerialized form				
									(IX)					(X)	(XI) = (VII)+(X) as a % of A+B+C2	(XII)			(XIII)		(XIV)	
									No of Voting Rights							Total as a % of Total Voting rights	No.		As a % of total Shares held	No. (not appli-cable)		As a % of total shares held (Not applicable)
									Class X	Class Y	Total											
(1)	Custodian/DR Holder			0	0	0	0	0.00	0	0	0	0.00	0	0.00				0				
(a)	Name of DR Holder (if available)																					
(i)	abc,...																	NA				
(ii)	efg....																	NA				
(2)	Employee Benefit Trust (under SEBI (Share based Employee Benefit Regulations, 2014)			0	0	0	0	0.00	0	0	0	0.00	0	0.00				0				
(a)	Name (abc...																	NA				
Total Non-Promoter- Non Public Shareholding (C)= (C)(1)+(C)(2)				0	0	0	0	0.00	0	0	0	0.00	0	0.00				NA				

Note

- (1) PAN would not be displayed on website of Stock Exchange(s).
- (2) The above format needs to disclose name of all holders holding more than 1% of total number of shares
- (3) W.r.t. the information pertaining to Depository Receipts, the same may be disclosed in the respective columns to the extent information available,